



2021 SUPER SATURDAY

CAKE DECORATING CONTEST PAPER ENTRY FORM

Saturday April 24, 2021

Application Deadline: Wednesday April 7th at 5pm (Late Entries Not Accepted)

Return entry forms to: Douglas County CSU Extension Office or email 4-H Agent Nicole Speeding at Nicole.speeding@colostate.edu

Time Schedules

8:00 a.m. - 8:30 a.m.	Check-in/Set-up for all participants
8:30 a.m. - 9:00 a.m.	Decorating and Judging for Unit 1 and Cloverbuds
9:30 a.m. – 10:30 a.m.	Decorating and Judging for Units 2 – 9 & 11
10:30 a.m. – 12 p.m.	Decorating and Judging for Unit 10
12:00 p.m. – 12:15 p.m.	Break. Judges make decisions.
12:15 p.m. – 12:30 p.m.	Judges' Comment
12:30 p.m.	Awards

Rules

1. All currently enrolled 4-H members in the Cake Decorating Project are eligible. Cloverbuds may also participate.
2. Registration due Wednesday **April 7th, 2021** to Douglas County Extension
3. Please bring for Unit Classes:
 - a. Cake or cake forms for decorating. See attached sheets for specific rules.
 - b. All equipment and materials required to decorate the cake.
 - c. Wet cloth to clean up area.
 - d. Icing mixed, colored, and ready to use. Decorating bags may be filled ahead of time, if desired.
4. Contestants may enter in only one Unit.
5. Judge will observe contestants in Unit Classes at work, as well as evaluate completed cakes.
6. Cloverbud entries do not go on to state.
7. Cloverbuds can bring cake or cupcakes already decorated or may do so during contest.
8. Unit 1 is allowed 30 min. to decorate, Unit 10 is allowed 1 ½ hrs., & all other units are allowed 1 hr.

Douglas County 4-H Cake Decorating Contest Paper Entry Form

Link to online entry form: <https://douglassuextension.wufoo.com/forms/z1axc7c41e136xe/>

Due **Wednesday April 7th, 2021** to:

Douglas County Extension Office
Attn: Nicole Speeding
410 Fairgrounds Rd.
Castle Rock, CO 80104

(Please print legibly) *(in case of cancellation or other issues, you will be contacted by email)

Name: _____

Phone: _____

Home Address: _____

Email Address **REQUIRED***: _____

Club: _____

Age as of December 31, 2020: _____

Please Check One

- Cloverbuds** (5-7 years as of Dec. 31, 2020) _____
- Junior** (8-10 years as of Dec. 31, 2020) _____
- Intermediate** (11-13 years as of Dec. 31, 2020) _____
- Senior** (14-18 years as of Dec. 31, 2020) _____

Check Class – Douglas County:

- | | | |
|--------------------|--------------------|-------------------|
| Unit 1, Jr. _____ | Unit 5, Jr. _____ | Unit 8 Int. _____ |
| Unit 1, Int. _____ | Unit 5, Int. _____ | Unit 8 Sr. _____ |
| Unit 1, Sr. _____ | Unit 5, Sr. _____ | |
| Unit 2, Jr. _____ | Unit 6, Jr. _____ | Unit 9 Int. _____ |
| Unit 2, Int. _____ | Unit 6, Int. _____ | Unit 9 Sr. _____ |
| Unit 2, Sr. _____ | Unit 6, Sr. _____ | |
| Unit 3, Jr. _____ | Unit 7 Int. _____ | Unit 10 Sr. _____ |
| Unit 3, Int. _____ | Unit 7 Sr. _____ | |
| Unit 3, Sr. _____ | | Unit 11 Sr. _____ |
| Unit 4, Jr. _____ | | |
| Unit 4, Int. _____ | | |
| Unit 4, Sr. _____ | | |

Unit 1 is allowed 30 min. to decorate
Unit 10 is allowed 1 ½ hrs.
All other units are allowed 1 hr.

Cake Decorating Contest Requirements

1. This contest will be open to 4-H members 8 to 18 years of age. Members must be enrolled in the project unit in which they are participating. One contestant, upon judge's decision, in each division for a maximum of three contestants in each unit may advance to the state contest. The following divisions will be judged in each unit:

Units 1-6

Junior 8-10
Intermediate 11-13
Senior 14-18

Units 7-9

Intermediate 11-13
Senior 14-18

Unit 10-11

SENIORS ONLY

2. Judging will be done by **units**. Project exhibit rules apply to this contest. All contestants in a unit will work at the same time. Judges will circulate to observe methods used.

3. All contestants must bring:

- Cake or cake forms for decorating.
- All equipment and materials required to decorate a cake.
- Frosting needed (colored and ready to use).

4. The frosting must be applied as part of the contest in Units 1 through 7. Units 9 and 10 may frost the cake prior to the contest. For Unit 8 the contestants will need to cover the cake with fondant as a part of the contest. Contestants will be responsible for planning a design that can be completed in the time allowed.

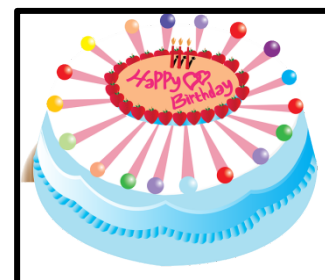
5. Contestants will be expected to do the following:

Unit 1: EDIBLE (30 MINUTES)

Class 410, Jr.

Class 411, Int.

Class 412, Sr.



- A. Frost single-layer 8- or 9-inch round or square or 9" x 13 **real** cake.
- B. Cake may be crumb-frosted before, but base frosting must be applied as part of the contest.
- C. Apply design using edible materials (no tips). One fourth of the top of cake should be visible to show smooth base.
- D. Bottom border is required.
- E. Fondant may be used for decorations only on the cake. No royal icing can be used as icing or decorations.
No non-edible material can be used in units 1-6.
- F. Bottom Base Border required.
- G. Clean up area.

Unit 2: SINGLE LAYERED (1 HOUR)

Class 413, Jr.

Class 414, Int.

Class 415, Sr.

- A. Frost single-layer 8" x 9" round or square or 9" x 13" **real** cake for this unit.
- B. Cakes can be crumb coated.
- C. Decorate the real cake using a leaf tip, star tip and writing tip only. (No fondant or royal icing may be used as icing or decorations on the cake.)
- D. One fourth of the top of cake should be visible to show smooth base.
- E. Bottom Base Border is required.
- F. Only edible materials may be used. No non- edible material can be used in units 1-6.
- G. Clean up area.

Unit 3: TWO LAYERED (1 HOUR)

Class 416, Jr.

Class 417, Int.

Class 418, Sr.

- A. Frost two-layered **real** cake (8" x 9" round or square).
- B. Cake may be crumb-frosted before, but base frosting must be applied as part of the contest.
- C. One fourth of the top of the cake should be visible to show smooth base.
- D. Decorate cake using 3-5 different types of tips. The following tips must be used:
 - Leaf tip
 - Writing tip
 - Star tip
- E. No non-edible material can be used in units 1-6.
- F. No fondant or royal icing may be used.
- G. Figure piping is required.
- H. Side border is required.
- I. Bottom Base Border is required.
- J. Clean up area.

Unit 4: CHARACTER CAKES (1 HOUR)

Class 419, Jr.

Class 420, Int.


Class 421, Sr.

- A. One decorated character **real** cake (an entire cake which resembles the shape of a character or object made without cutting, other than a classic square, round, oblong, heart, hexagon, oval or petal cake shape). Three- dimensional cakes are acceptable.
- B. Cake may be crumb frosted before contest.
- C. Decorate cake using primarily the star tip or other tips appropriate to the design. No non- edible material can be used in Units 1-6.
- D. Bottom Base Border is required.
- E. Clean up area.

Unit 5: CUPCAKES (1 HOUR)

Choose **one** of the following categories:

- Themed Cupcakes **or**
- Stacked Cupcakes **or**
- Character Cupcakes



Class 422, Jr.

Class 423, Int.

Class 424, Sr.

THEMED CUPCAKES

- Decorate a minimum of 3 and a maximum of 6 regular size (2 ¾ inches) cupcakes in liners using frosting and edible materials.
- Fondant and royal icing can be used only for decorations.
- Cupcakes should be of a similar design or theme (themed cupcakes mean that there is a central idea between all the cupcakes; for example: animal theme, flower theme, Disney characters, cupcakes do not have to be all the same.)
- No non-edible materials can be used in Units 1-6.
- Cupcakes can be displayed in a 6-cup muffin tin or in foil liners on sturdy paper/plastic plate.
- Clean up area.

STACKED CUPCAKES

- Decorate a minimum of 4 and a maximum of 8 cupcakes creating one design or theme where cupcakes are stacked on top of each other and decorated using frosting and edible materials. (Experiment with using mini cupcakes and regular sized cupcakes when stacking) Non-visible supports can be used to hold stacked cupcakes.
- Fondant and royal icing can be used only for decorations.
- Cupcakes can be stacked 2, but not more than 4, high, with a maximum of 8 cupcakes total for the design. A variety of sizes is allowed and encouraged.
- Cupcakes (at least 2 and not more than 4 stacked cupcakes should be securely (secure with frosting) on a display board.
- No non-edible material can be used in Units 1-6.
- Clean up area.

CHARACTER CUPCAKES

- Decorate and develop a character or design using multiple cupcakes. Character Cupcakes are multiple individually decorated cupcakes that come together to create the character, (for example: cupcakes that create an alligator or scarecrow etc.)
- Decorate using frosting and edible materials.
- Fondant and royal icing can be used only for decorations. No non-edible materials can be used in units 1-6.
- Cupcake character must be displayed on one cake board with a maximum size of 9" x13".
- Clean up area.

Unit 6.: CUT-UP CAKES (1 HOUR)

Class 425, Jr.

Class 426, Int.

Class 427, Sr.

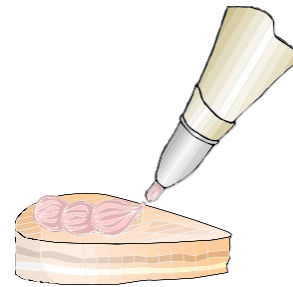
- One decorated cut-up cake using **three different types** of decorator tips (not different sizes of the same tips) using only **edible materials**. Non-edible internal supports are allowed but must not show.
- No non-edible material can be used in units 1-6.
- The member must provide a diagram or pattern of how the cake was cut.
- Pieces may be cut, put together and crumb- frosted prior to contest.
- Bottom Base Border is required.
- Clean up area.

Unit 7: FLAT SURFACE AND NAIL FLOWERS (1 HOUR)

Class 428, Int.

Class 429, Sr.

- A. Two-layered 8, 9 or 10 inch cake or cake form. Contestant may be asked to make a flower in front of the judge.
- B. Cake may be crumb-frosted before, but base frosting must be applied as part of the contest.
- C. Flowers may be made prior to the contest.
- D. Use only edible materials except stamens on flowers. Stamens may be purchased or hand-made.
- E. No Fondant
- F. Decorate cake using a minimum of:
 - One flat surface flower
 - One flower made on a flat flower nail
 - One border
 - One side trim is required
- G. Bottom Base Border is required.
- H. Clean up area.



Unit 8: FONDANT (1 HOUR)

Class 430, Int.

Class 431, Sr.

- A. Decorate one two-layered cake or cake form, 8, 9 or 10-inches round or square.
- B. Cake can be prepared for fondant.
- C. Cake must be covered in fondant as part of the contest.
- D. Decorated using skills learned from Units 3-7 and fondant and gum paste decorations.
- E. Bottom Base Border is required.
- F. Clean up area.

Unit 9: LILY FLOWERS (1 HOUR)

Class 432, Int.

Class 433, Sr.

- A. One decorated two-layered 8, 9, 10-inch cake or cake form.
- B. Completely decorate the cake using:
 - Flower made on a lily-flower nail
 - Example of string work
 - Contestant may be asked to make a flower in front of the judge.
- C. Cake may be frosted in advance or as part of the contest.
- D. Artificial stamens, leaves, wire stems and floral tape may be used. All other decorations must be edible.
- E. String work is required. Writing is not string work.
- F. Bottom Base Border is required.
- G. Clean up area.

UNIT 10: TIERED CAKES – SENIORS ONLY (1 ½ HOURS)

Class 434, Sr.

- A. Decorated one cake or cake form of three or more tiers of graduated sizes, using supports.
- B. Cakes may be frosted in advance and supports placed.
- C. Cake should be assembled and decorated as part of the contest.
- D. Decorate cake using:
 - Supports and separator plates
 - Pillars (optional)
 - Flowers, borders, side trim as desired
- E. Bottom Base Border is required.
- F. Artificial stamens for flowers, leaves, wire stems, floral tape, special occasion ornaments, and tulle and filler flowers may be used.
- G. Clean up area.



UNIT 11: MOLDS – SENIORS ONLY (1 HOUR)

Class 435, Sr.

- A. An edible molded or shaped object of any size or shape must be used.
- B. The contestant may decorate a free-standing molded or shaped object as part of the contest or may use a molded object as part of a cake design. If using a cake, the cake may be frosted in advance, or as part of the contest.
- C. Molding may be done in advance, but decoration should be applied as part of the contest.
- D. Contestant should explain to the judge how the molding or shaping was done. Tell about the material used, whether ingredients were difficult to secure, how fast the material sets up, etc. If possible, demonstrate shaping of the selected material. Show the molds used.
- E. Clean up area.

AWARDS

The Champion in each class, **other than Cloverbuds**, will earn the right to participate at the Colorado State Fair 4-H Cake Decorating Contest.

- Cloverbuds are not placed and do not advance to the state contest. They do receive feedback from the judges.