

4-H 202 – 4-H ANIMALS AT THE DOUGLAS COUNTY FAIR & RODEO



**COLORADO STATE UNIVERSITY
EXTENSION**

2021 Douglas County Fair: July 31-August 8

Extension Programs are available to all without discrimination.



INTRODUCTIONS!

Extension Office

- **Nicole Speeding** -
Extension Agent, 4-H
Youth Development –
Leadership
- **Kirsten Cowan** -
Extension Agent, 4-H
Youth Development/
Livestock

Fair Board Directors & Associates

- Dean Elliot – Fair Board
President
- Hayden Schmidt – Co-Show
Management Chair
- Nick Candelaria
- Gabe Ryan

THE PLAN!

1. 4-H & Douglas County Fair & Rodeo
2. Schedule
3. Non-Livestock Animals
4. Getting Ready for Fair
5. Prep Leading into Fair
6. Animals Arriving on Fairgrounds
7. During Fair week
8. Junior Livestock Sale



GENERAL ADVICE!

1. It's a lot – try not to get overwhelmed and always ask questions!
2. Remember that the livestock barns and all animal shows are open to the public – Help us be strong ambassadors for 4-H, Douglas County Fair & Rodeo, and Douglas County as a community .
 - Many people will not be able to tell the difference between a sheep or a goat
 - Ask question about the muzzles on the sheep
 - Why are you using a whip with pigs and turkeys
 - And all sorts of other fun questions – be patient and kind
3. Please remember, the Junior Exhibitor shows are about the KIDS

REQUIRED STEPS TO COMPLETE A 4-H PROJECT

1. Must be a 4-H member in good standing

- Demonstration, Community Service, Attend 2/3 club meetings, Adhere to Code of Conduct

2. For animal projects, must have demonstrated showmanship skills


- Can be done with a Leader, Agent, County Show, or at the

Douglas County Fair & Rodeo

ANIMAL PROJECT RECORD BOOKS

■ Record Books for Animal Projects

- Will be checked by leader prior to Fair (Late June or Early July Meetings)
 - Horse checked at Test Night in July
- Due in its final form to Extension Office
September 1st
 - Leaders usually collect them mid-August
 - Will be available for pick up at Achievement Night in October



■ Record Books for Animal Projects are available at:

<http://co4h.colostate.edu/program-areas/animals/>

- Resources such as training video, presentation, and rubrics found on project pages at:
<https://douglas.extension.colostate.edu/4-h/programs-2/>

- Youth **must complete Animal Project Record Books to at least 50%** or they will not be allowed to show at the Douglas County Fair & Rodeo or complete their project.

DON'T FORGET ABOUT FAIR REGISTRATION

Sylvia says it best: Think of 4-H as the school year and Douglas County Fair & Rodeo has the fun end of year party. Where we can show off a year's worth of hard work and celebrate accomplishments.

It is important to sign up for BOTH separately!

FAIR REGISTRATION BEGINS JUNE 1!

EXHIBITING AN ANIMAL PROJECT – REGISTERING FOR FAIR

■ Animal Project Exhibit Details:

- Complete ShoWorks Registration for Douglas County Fair ONLINE – **Opens June 1st and CLOSSES June 16, 2021**
- Cat project registers in both Fair Entry & ShoWorks
- Animal Show Days at Douglas County Fair & Rodeo
 - **July 31 – August 8, 2021** – See Schedule for more details.
- Your animal(s) count as your “exhibit”. Your child *must* be entered in “Showmanship” class for each species!
 - With the exception of the Dog Show – However, these youth will have to exhibit showmanship out side of the County Fair to their leader to complete their project.
 - Market & Breeding classes are optional



REGISTERING FOR FAIR!

- REGISTER for fair in ALL departments and classes you want to enter
 - If you think you are going to be out of down during Fair we still suggest registering
 - If you think your youth is not going to want to do some of the classes to do with their projects, please register anyways.
 - Classes can be deleted after the June 16th deadline – CANNOT BE ADDED
- ShoWorks registration information will be sent out to help with Fair Registration.
- Sign up EARLY – do NOT wait until the last minute pretty pretty please
- For those in poultry and rabbit – Please wait until their ID days before you register for those departments. However, do NOT wait to register for all the other departments and classes.

REGISTERING FOR FAIR!

Sign up **EARLY** – do
NOT wait until the
last minute.

Pretty pretty please

REGISTERING FOR FAIR! ~ WRITTEN TESTS

Some departments have written tests that go towards placings at Douglas County Fair & Rodeo or special Contests.

■ **Livestock Supreme Contest** – Beef, Sheep, Goat, and Swine

- Douglas County Fair & Rodeo Contest that includes a written test, showmanship pacing, market class placing, and record book placing.

■ **Horse Department**

- Written test score used in the Douglas County Fair & Rodeo High Point awards. Mandatory for those who wish to be entered into High Point.
- Note – This is a different test than the one youth take for the 4-H Levels

■ **Cat & Rabbit Departments**

- Written test score used in the Douglas County Fair & Rodeo High Point awards. Mandatory for those who wish to be entered into High Point.
- Rabbit happens at Livestock Test Night
- Cat happens the morning of the show

REGISTERING FOR FAIR! ~ WRITTEN TESTS

Some departments have written tests that go towards placings at Douglas County Fair & Rodeo or special Contests.

■ **Dog Department** *New for 2021*

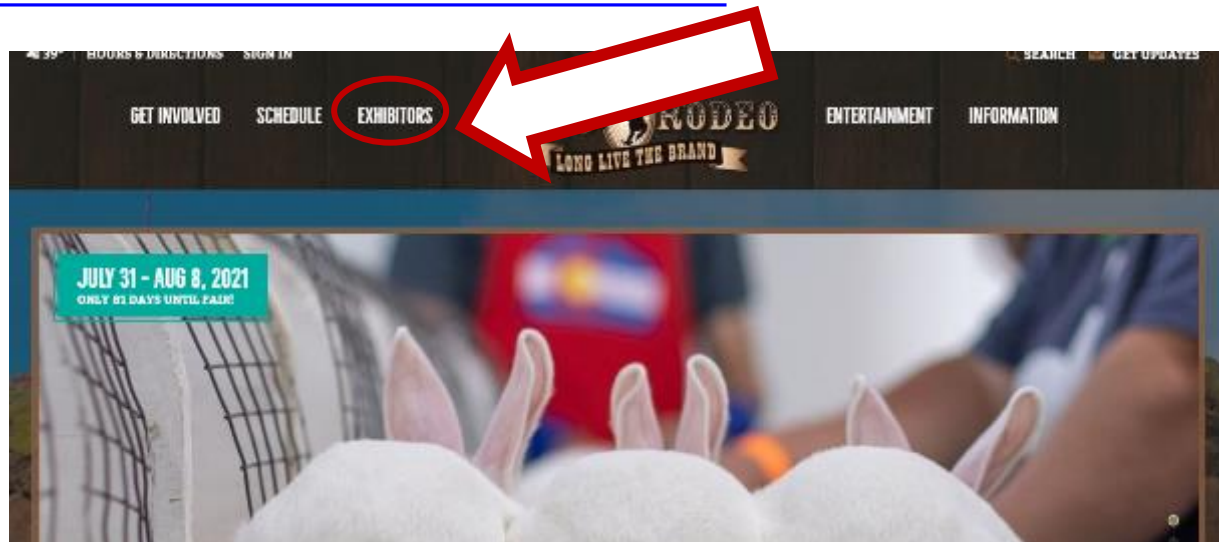
- No longer doing a written test, instead youth will have a verbal “interview” with the judge in the ring on show day. Very similar to what the majority of other species do!

■ **Carcass Contest** – Another fun contest that market steer, goat, lamb, and hog kids can enter!

- At Tuesday's weigh-in youth will receive one free ultrasound card (each youth can pay for additional ultrasounds).
- Depending on the species animals will be ultrasound and the quality of the animal compared to other animals within that species.
- Pay close attention to the different weight ranges for the livestock animals.

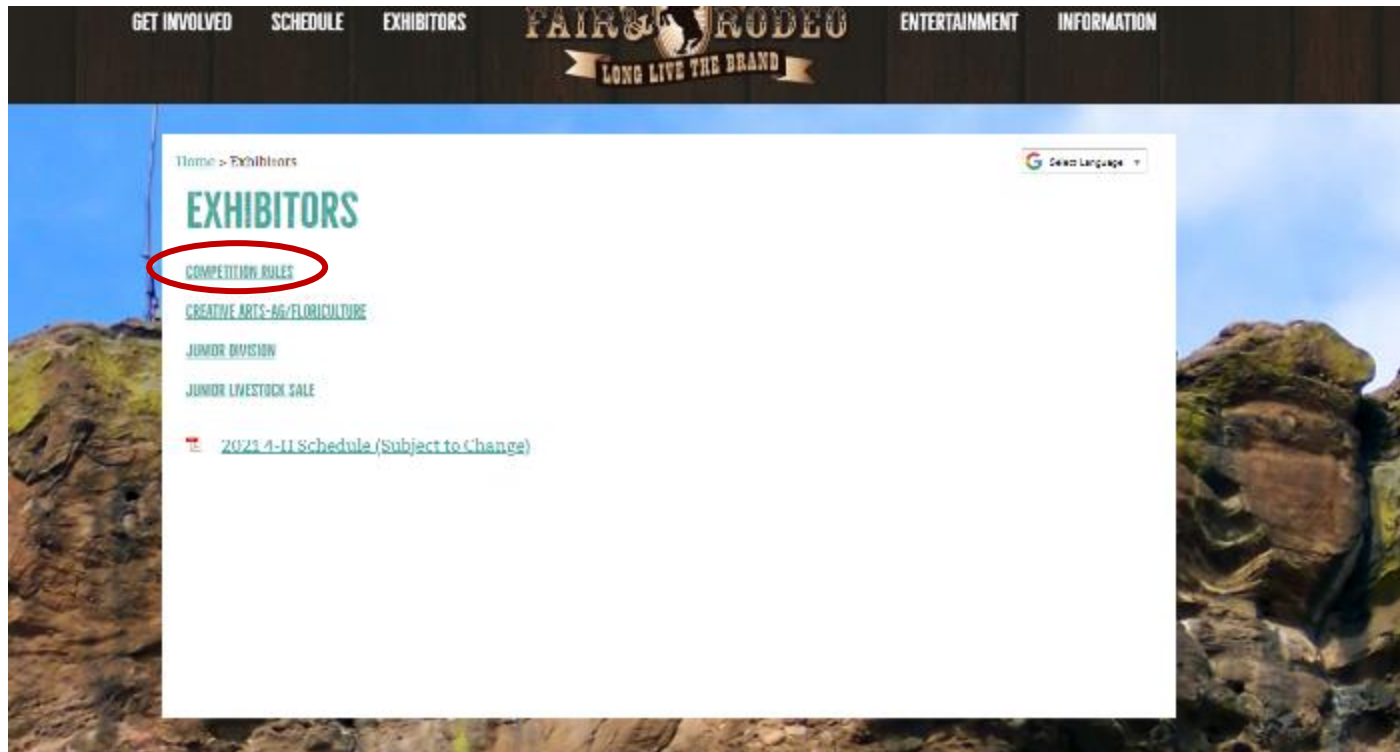
REGISTERING FOR FAIR! ~ READ YOUR RULES

- Be sure to read your Douglas County Fair & Rodeo Competition Rules.
- **TONS** of important information in there about department rules, overall rules, wrist bands, fair logistics, contests, etc.
- www.FairAndRodeoFun.com



REGISTERING FOR FAIR! ~ READ YOUR RULES

- Be sure to read your Douglas County Fair & Rodeo Competition Rules.
 - **TONS** of important information in there about department rules, overall rules, wrist bands, fair logistics, contests, etc.
- www.FairAndRodeoFun.com



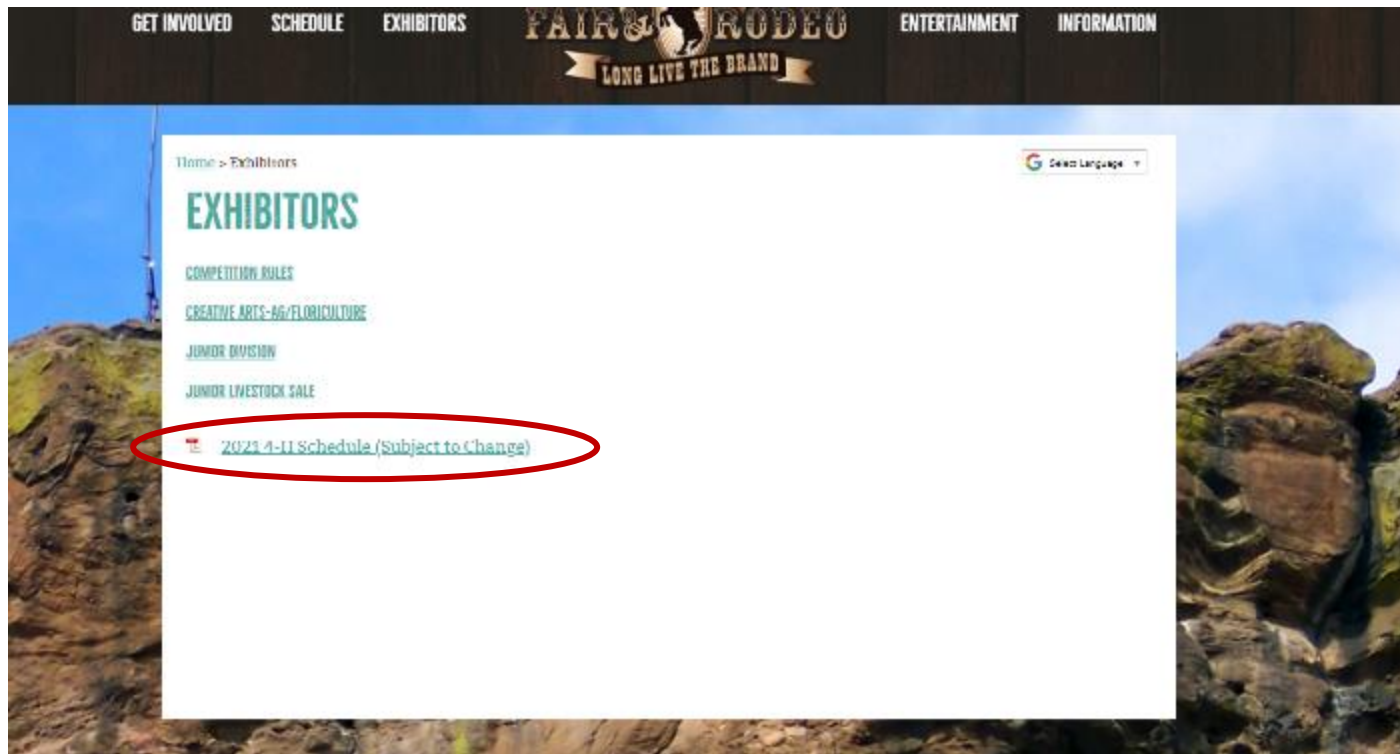
KNOW YOUR SCHEDULE!

- Copy in the back!
- www.FairAndRodeoFun.com
- Always subject to change!



KNOW YOUR SCHEDULE!

- Copy in the back!
- www.FairAndRodeoFun.com
- Always subject to change!



WHAT'S NEXT ~ GETTING READY FOR FAIR

- When do your animals need to be here?
- How long are they here?
- Do I need a tack stall?
- What to bring?

GETTING READY FOR FAIR – DAY EVENT ANIMALS

Always be sure to check the latest schedule for exact dates

■ Dog – 7/31 & 8/7 ~ Day Events

■ Llama/Alpaca – 7/31 ~ Day Event

■ Cavy – 7/31 ~ Day Event

■ Horse – 8/1 & 8/2 ~ Day Events

GETTING READY FOR FAIR – LIVESTOCK

Always be sure to check the latest schedule for exact dates

- Tuesday 8/3 – Animal receiving for: Beef, Swine, Goat, Poultry, and Rabbit
 - Receiving times vary, be sure to check the schedule
 - Vet check prior to animal receiving – More information to come
- Animals are then there from Tuesday 8/3 – Sunday 8/8
 - *DIFFERENT than 2020*
 - Youth must be present to care for animals every day

GETTING READY FOR FAIR – LIVESTOCK



GETTING READY FOR FAIR ~ TACK STALLS

- You may or may not need a tack stall
- Limited numbers so talk with your club and other families to see if space can be shared
- At the end of livestock setup day (Friday July 30th) families or groups who would like a tack stall will get in line and be assigned a stall.
 - Goal is to make sure everyone who needs a tack stall gets one, but this is easier if families or clubs partner up and share space whenever possible. Stalls are limited so there is no guarantee.

GETTING READY FOR FAIR ~ DRESS CODE

- We expect our 4-H youth, even while competing at a non-4-H event to adhere to the 4-H Dress Code

- <http://co4h.colostate.edu/resources/ColoradoDressCode.pdf>

- Check with the Douglas County Fair & Rodeo Competition Rules and the Department Superintendent for specific acceptable wardrobe for the show ring!

- Important thing to note is you might notice some junior exhibitors wearing different kinds of clothes (ie- dairy goat in all white) -- don't panic! Talk with your club leaders, experienced members, and department superintendent.

DURING FAIR WEEK! ~ WHO TO GO TO WITH CONCERNS

- **ALWAYS** start with show/event superintendent
 - Don't know who they are? They will have superintendent t-shirt on, a name tag, or just ask someone.
- Chairs of the Show Management Committee: Hayden Schmidt & Ben Alderton
- Fair Board Members
- Fair Coordinator – Michelle Bartlett
- 4-H Agent (Nicole Speeding or Kirsten Cowan)
- All three parties work together, so we can help get you to the appropriate person! 😊

DURING FAIR WEEK! ~ THINGS TO THINK ABOUT

- Are you going to have animals in multiple barns?
- As these are the youth's project animals, the care of the animals during fair are expected to be done by the youth.
 - This is part of the competition rules
- All stalls & pens must be cleaned before 8am and again before 7pm
 - Remember these barns are open to the public, we want to help be good role models and have clean barns and clean & healthy animals

DURING FAIR WEEK! ~ THINGS TO THINK ABOUT

- Bring all supplies you will need to care for your animals during this week
 - Bring Shavings!!
- Remember the Fairgrounds is on city water, many animals are picky and do not like to drink it
 - Bring your own water if possible
 - Start mixing in some Gatorade or fruit juice at home a few weeks out from fair and then mix the same in with the water at fair
- The barns do close for the night at 9pm so do not expect to be staying up late clipping or bathing. The animals need time to rest and relax as well as the humans!

DURING FAIR WEEK! ~ THINGS TO THINK ABOUT

- Be sure you are putting your animals first – yes fair is fun of all of us humans but remember: **you have brought the animal to fair, not the other way around.**
- Do not drastically change the animal's schedule
- ALWAYS have clean fresh water
- Keep pens & barn area clean
- Be sure to feed in accordance to your animals routine – not after a fair ride or hanging out with friends.
- Bloat is something we see – try to keep your animals as routine as possible.
- Kids – Remember, these are YOUR animals, not your parents or your leaders!
- Parents – Remember, this is about the KIDS

DURING FAIR WEEK! ~ THINGS TO THINK ABOUT

- Some youth decorate their stalls and pens – this is not a requirement but can be fun!
- Each department will have the opportunity for sale pictures – stay tuned for more information on this!
- Lots of opportunity for fun, community building, education, and celebrating a year of hard work – enjoy!

WRAPPING UP FAIR WEEK! ~ ANIMALS LEAVING

- Animals that have been staying the week cannot leave the fairgrounds until they have been released.
- The fair is open to the public through Sunday afternoon and they expect to be able to tour the barns, learn about the animals, and connect to how amazing 4-H and Douglas County Fair & Rodeo is.
- Animals heading to processing will Load out early Sunday morning.
- Following animal release there is a mandatory barn clean up – Youth must be present to help and will be released by their department superintendent

WRAPPING UP FAIR WEEK! ~ ANIMALS LEAVING

- Please be patient with animal load out – a little patience from everyone goes a LONG way.
- REMEMBER to send your thank you notes to all award sponsors AND sale buyers.
- Be sure to thank your superintendents, leaders, Fair Staff, Fair Board, etc. for ALL of their hard work!

JUNIOR LIVESTOCK SALE



JUNIOR LIVESTOCK SALE - PURPOSE

- Youth who qualify for sale through their placings in the Market Animal Classes “make” the sale.
- This means they have the opportunity to sell their animals on Friday August 6th
- There is NO guarantee that a youth will make sale, it all has to do with their placings in their market classes compared with how many of each species the sale is able to take.
- Money goes directly to the youth, many use these funds to fund their projects the following year or put money away for college.

JUNIOR LIVESTOCK SALE – HOW TO MAKE SALE?

There is **NO** magic wand for this

- Start with a structurally sound and correct animal.
- Work with them daily, walking, grooming, bonding, and tracking their growth.
- Asking for help early and often – pay very close attention to how they are gaining weight.
- Know the Department's minimum and maximum weight ranges.

JUNIOR LIVESTOCK SALE – HOW TO HAVE A SUCCESSFUL SALE

There is **NO** magic wand for this either

- Start making connections with the community.
- Market your projects and gain “buy in” to you as a 4-Her and therefore the animals you are raising.
- AKA- Bring your buyers!
 - We have some AMAZING “regulars” who come to the sale. However, how much more amazing would it be if those regulars get into a bidding war with your buyers?
 - We don’t want to leave anything to chance and bringing your buyers with you can only help!

JUNIOR LIVESTOCK SALE – WHAT IF 2 OF MY ANIMALS MAKE SALE?

Only one animal may be sold per exhibitor – so if an exhibitor has 2 animals qualify for sale:

- At weigh-in on the Tuesday of livestock week youth will receive a “sale preference” sheet.
- If they have a hog and a lamb that both make sale, they may choose which one they would prefer to sell.
- All Grand Champions & Reserve Grand Champions must sell and are a terminal sale.

JUNIOR LIVESTOCK SALE – THINGS TO THINK ABOUT

- If a youth makes sale – they are responsible for the care of their animal through pick-up Sunday.
- There will be a **MANDATORY** Exhibitor's Pre-Sale Meeting for all Junior Division Exhibitors qualifying to participate in the Sale. Parents are encouraged to attend this meeting.
- **Junior Division Exhibitors who do not attend this meeting will be disqualified from the Sale**

JUNIOR LIVESTOCK SALE – THINGS TO THINK ABOUT

- Sale night is a LONG night – often midnight or even later. Youth are expected to show their own animals, even if they go to “buy back”
- Some kids may dress up and decorate their animals for sale – this is not required by any means, but can be fun.
- When a youth’s animal is up for bid, after it is sold, there is a time to put an “add on” on that animal. This is extra money that goes to the kid to show support. Some buyers give a little to each kid, some families give graduation money here, just a bit of extra money “added on” to the sale price of the animal.

JUNIOR LIVESTOCK SALE – BUY BACK/ SCHOLARSHIP SALE

- Buy Back or Scholarship Sale – That's right TWO sales in one night! After the regular sale, the scholarship sale starts up!
- If a buyer buys an animal, but does not want the animal (just wanted to support the kid) the animal goes into the scholarship sale.
- This is a sale after the sale and ALL proceeds of this sale go to the Douglas County 4-H Youth Council to be used for senior scholarships the following year. VERY important part of the night.

JUNIOR LIVESTOCK SALE – THINGS TO THINK ABOUT

- Prior to sale there is a dinner for all the buyers.
 - Can make connections here
 - Much better plan to connect in the spring and bring buyers with you
 - Might notice some kids with “business cards” with info about them and their animals – Honestly, a bit overwhelming if buyers are trying to eat dinner and 45 kids are trying to sell their animal to them.
- Sending a thank you card to your buyer is **mandatory** for the sale money to be released to the youth.
- Many youth have “buyer gifts” ready to go for that night. A gift basket, thank you card, etc. to show your appreciation right then and there. Not required, but goes a long way to saying thank you to the buyers! Tip – Make it personal

JUNIOR LIVESTOCK SALE – MISCONCEPTIONS

- **I will be RICH after Sale**

- Everyone has a different definition of rich, but probably not

- **I will make back ALL the money I spent on my project**

- This would be fantastic, but is not usually the case and should not be banked upon

- **I am guaranteed to sell my animal for a lot of money**

- Maybe? Better chance if you make connections with buyers now!

- **The sale will be STOCKED with buyers – I don't need to bring any**

- We have AMAZING "regulars" at the sale, but I wouldn't leave anything to chance – make connections and bring your buyers!

- **My animal is guaranteed to sell if it makes the sale!**

- We have AMAZING buyers at the sale, but nothing in life is guaranteed. Always a best bet to bring your buyers with you!

JUNIOR LIVESTOCK SALE – MISCONCEPTIONS

- I will be RICH after Sale
- I will make back ALL the money I spent on my project
- I am guaranteed to sell my animal for a lot of money
- The sale will be STOCKED with buyers – I don't need to bring any

JUNIOR LIVESTOCK SALE – WHAT TO DO IF YOU DO NOT MAKE SALE...

It is NEVER a smart idea to assume you will make sale – ALWAYS have a backup plan


■ Plan B:

- Private treaty with a buyer you have lined up prior to fair
- Private treaty with a buyer you found after learning you did not make the sale (how to advertise during Fair)

■ Plan C:

- Have a general idea for a worst case scenario (work and hope for the best, but be ready for the worst).
- Arrange a processing date just in case
 - Even if you do make sale you can only sell one animal. Work to get all animals spoken for early in the year or make processing appointments. MUCH easier to cancel an appointment than try to get one last minute because you did not make sale.

DOUGLAS COUNTY FAIR & RODEO INFORMATION



- **Douglas County Fair Website:** <http://www.fairandrodeofun.com/>
- **Douglas County Fair & Rodeo Competition Rules posed**
 - <http://www.fairandrodeofun.com/>
 - Please note the draft dates – State 4-H rules were published and slight changes are being proposed to align the Douglas County Fair & Rodeo CR with those where appropriate.
- **Be sure to keep an eye on the 4-H Blast for any updates**
 - Be sure to sign up for the **Douglas County Fair & Rodeo newsletter:** <https://bit.ly/3g5qHBZ>
- **All Fair Classes and Divisions listed** – Will be sent out as we get closer to Junes
 - New for 2021 – Additional registration support for animal projects – Be on the lookout for emails about this as we get closer to Fair Registration opening.
- **Fair Schedule** – Posted online!



ODDS & ENDS



FORMS & DEADLINES

■ Important forms and deadlines to watch for:

■ **Animal Projects:**

- Animal ID's
- MQA
- Animal Care & Housing
- Breeding Dates (Rabbits)
- Purchase Dates/Age (Poultry)
- Show Ring Code of Ethics (Horse)
- CSF Nominations, Entries, DNA, etc.
- ***We know there are a lot of deadlines, but we will be there to help you every step of the way***




HORSE

- **July 15th** – All level tests must be turned into the office by 5pm **from the** rater to count for this year. Youth **MUST BE** Level 1 to show at Fair.
 - **TEST EARLY – DO NOT WAIT UNTIL THE LAST MINUTE AND HAVE A SILLY SPOOK OR A BAD DAY PREVENT YOU FROM LEVELING UP. WE HAVE ALL BEEN THERE WHEN WE JUST CAN'T GET THAT LEAD CHANGE ON A CERTAIN DAY – SET YOURSELF AND YOUR HORSE UP FOR SUCCESS!**
- **July 21st** – Horse test night & Record Book Checks – 6PM
 - Youth must attend and take a test and get their record books checked by Kirsten.
 - Youth and adults must attend and review their entries for fair. (last chance to verify classes)
 - Test is required to compete for High Point

POULTRY/RABBITS –ONLINE AT ID DAY OR AT HOME FOLLOWING ID DAY

- The classes you enter will be identified at Poultry and Rabbit ID Day on **Sunday, June 13th**
 - Rabbit ID Information TBD when we get closer and see what RHDV-2 is up to.
- A copy of your ID form with entry information is provided to the youth and you can enter online right then and there at ID day (we set up computer stations) or take your information home to enter yourself.
- We encourage you to do other Junior Exhibitor entries prior to poultry ID day, but do not suggest entering poultry entries until ID day so that the information is correct.

We do recommend completing your junior exhibitor entries right there at ID day where we can help you as all Douglas County Fair & Rodeo Entries are due June 16th with no exceptions.



QUESTIONS!?!



SUPPORT



■ Who to ask???

- Your Club Leader
- Other members in your club
- Extension Office: 720-733-6940
- 4-H Agents
 - Nicole Speeding: nicole.speeding@colostate.edu
 - Kirsten Cowan: kirsten.cowan@colostate.edu
- Fair Office: 720-733-6900
- Fair Coordinator, Michelle Bartlett: mbartlett@douglas.co.us
- Website: Douglas County Extension
www.douglascountyextension.org
- Website: Douglas County Fair & Rodeo
<http://www.fairandrodeofun.com/>

COMMUNICATION AND SUPPORT

■ EMAIL

- 4-H Thursday Blasts – email updates each week.
- 4-H Project Specific Emails
 - Nicole's General Project Biweekly Updates
 - Kirsten's Animal Project Updates (Typically monthly/As needed)
- Douglas County Fair & Rodeo Emails: <https://bit.ly/3g5qHBZ>

■ Facebook Pages:

- Douglas County, Colorado, 4-H
- CSU Extension, Douglas County
- Douglas County Fair & Rodeo

■ Websites

- Douglas County Extension
www.douglascountyextension.org
- Douglas County Fair & Rodeo
<http://www.fairandrodeofun.com/>

■ Phone calls





QUESTIONS?!

■ More questions?

THANK YOU!!!

NEXT UP... STATE FAIR!



- **Animal Projects! Organized Chaos :-)**
- All a bit different ~ Be sure to check out the CSF Website
 - <https://coloradostatefair.com/participate/>
- Dog Youth must qualify through Douglas County Fair & Rodeo
- Horse Youth must be Level II and nominate by the deadline
- Cat youth can progress to CSF by checking with your agent
- Beef, Goat, Sheep, Hog, and poultry must nominate by their deadlines
- Rabbit youth – TBD as RHDV-2 continues to hang around CO
- **ALL YOUTH MUST BE MEMBERS IN GOOD STANDING AND COMPLETE ALL CSF REQUIERMENTS & DEADLINES**