

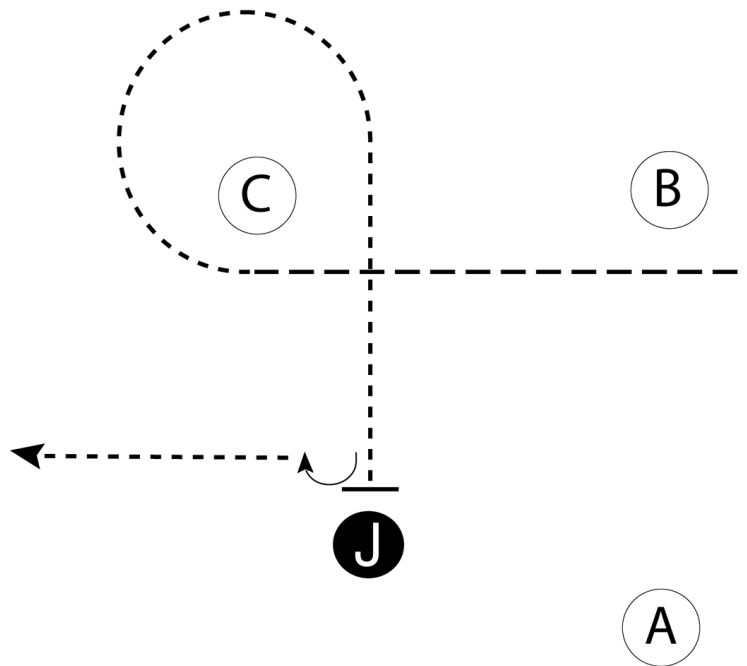
DoCo 4-H Buckle Show

Showmanship (WT All Ages)

Show Date: 06-11-2022

w w w . H o r s e S h o w P a t t e r n s . c o m


w w w . H o r s e S h o w P a t t e r n s . c o m



Be ready at A.

1. Walk from A to B.
2. Turn the corner just before B.
3. Trot to C.
4. Walk around C and to judge as shown.
5. Stop and set up for inspection.
6. When dismissed, perform a 90 degree turn.
7. Walk straight away.

Follow the instructions of your ring steward.

Walk	-----
Trot	- - - - -
Back	← 
Marker	ⓑ
Judge	ⓐ

[S/WT-54]

Pattern Provided by:
Stephanie O'Donnell

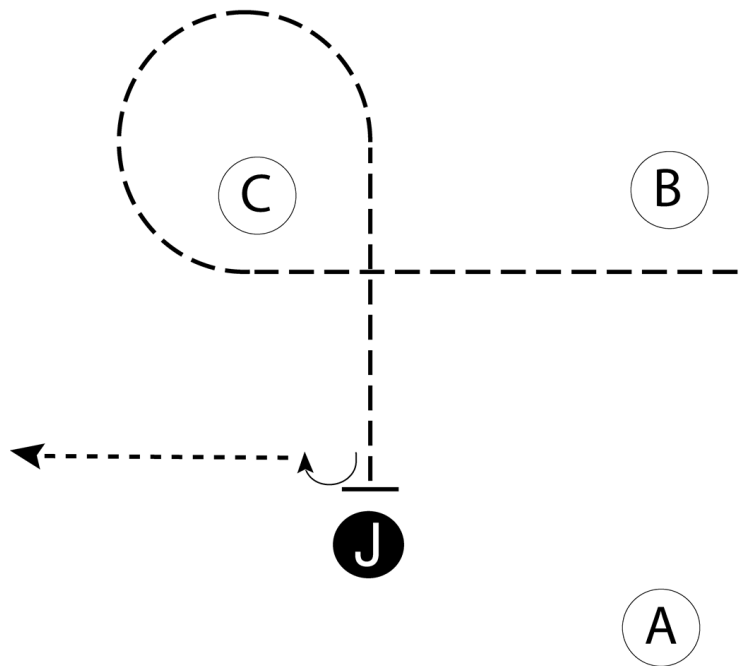
DoCo 4-H Buckle Show

Showmanship (13 & Under)

Show Date: 06-11-2022

w w w . H o r s e S h o w P a t t e r n s . c o m

w w w . H o r s e S h o w P a t t e r n s . c o m



Be ready at A.

1. Walk from A to B.
2. Turn the corner just before B.
3. Trot to and around C as shown; trot to judge.
4. Stop and set up for inspection.
5. When dismissed, perform a 90 degree turn.
6. Walk straight away.

Follow the instructions of your ring steward.

Walk	-----
Trot	- - - - -
Back	←
Marker	ⓑ
Judge	ⓐ

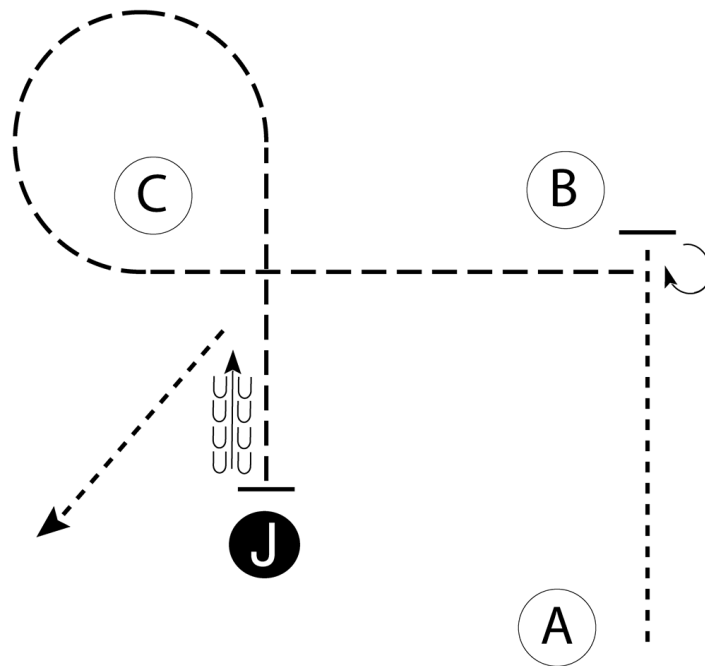
[S/1-54]

Pattern Provided by:
Stephanie O'Donnell

DoCo 4-H Buckle Show

Showmanship (14 & Over)

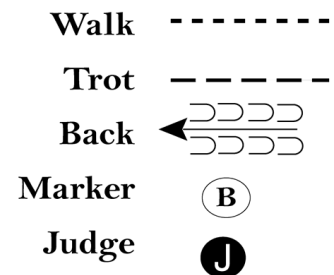
Show Date: 06-11-2022



Be ready at A.

1. Walk from A to B.
2. Stop just before B and perform a 270 degree turn.
3. Trot to and around C as shown; trot to judge.
4. Stop and set up for inspection.
5. When dismissed, back approximately one horse length.
6. Turn slightly to the right and walk away.

Follow the instruction of your ring steward.



[S/3-54]

Pattern Provided by:

Stephanie O'Donnell

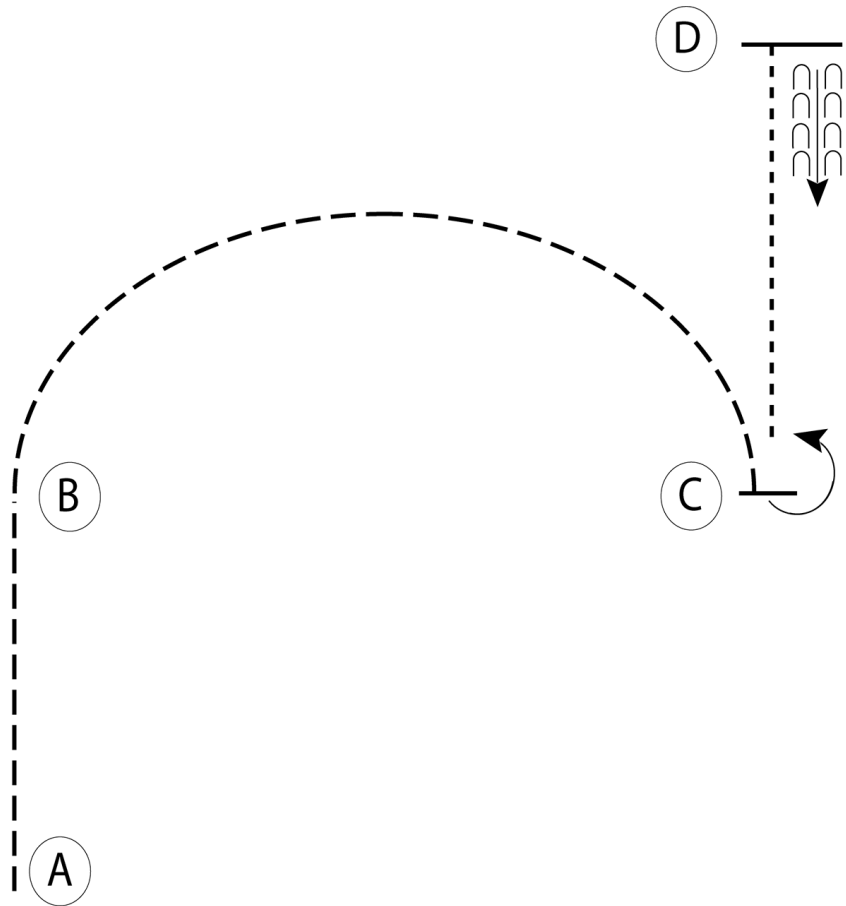
DoCo 4-H Buckle Show

English Equitation (WT All Ages)

Show Date: 06-11-2022

w w w . H o r s e S h o w P a t t e r n s . c o m

w w w . H o r s e S h o w P a t t e r n s . c o m



Be ready at A.

1. Posting trot on the right diagonal from A to B.
2. Change diagonals at B and posting trot on the left diagonal from B to C.
3. At C stop and perform a 180 degree turn on the forehand to the left.
4. Walk to D.
5. At D, stop and back approximately one horse length.

Follow the instructions of your ring steward.

Walk	-----
Trot	- - - - -
Extended Trot	-----
Canter	-----
Leg Yield	
Lead Change	
Back	← C C C C C
Marker	(B)
Sidepass	← - - - - - →
Hand Gallop	-----

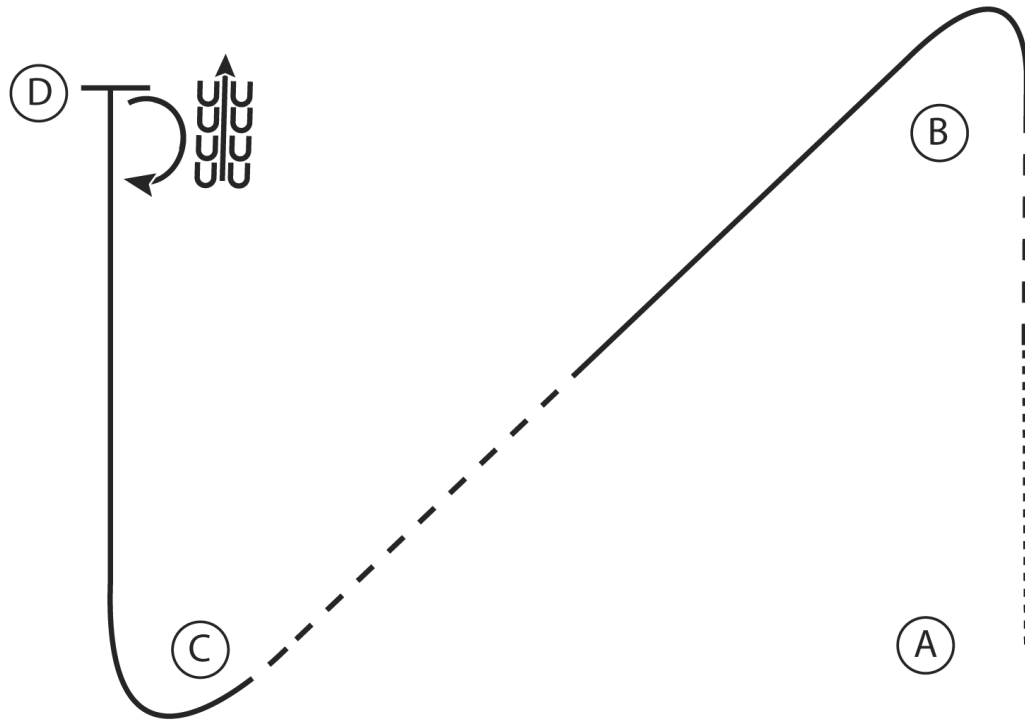
[HSE/WT-31]

Pattern Provided by:
Stephanie O'Donnell

DoCo 4-H Buckle Show

English Equitation (13 & Under)

Show Date: 06-11-2022



1. Walk halfway from A to B
2. Sitting trot to B
3. At B canter on the left lead halfway to C
4. Posting trot to C
5. At C canter on the right lead to D
6. Stop at D and perform a 180 degree turn to the right on the forehand
7. Back 4 steps

Walk
Trot	-----
Extended Trot	-----
Canter	—————
Leg Yield	
Lead Change	↘
Back	←←←←
Marker	(B)
Sidepass	←←←←

[HSE/2-11]

Pattern Provided by:

Stephanie O'Donnell

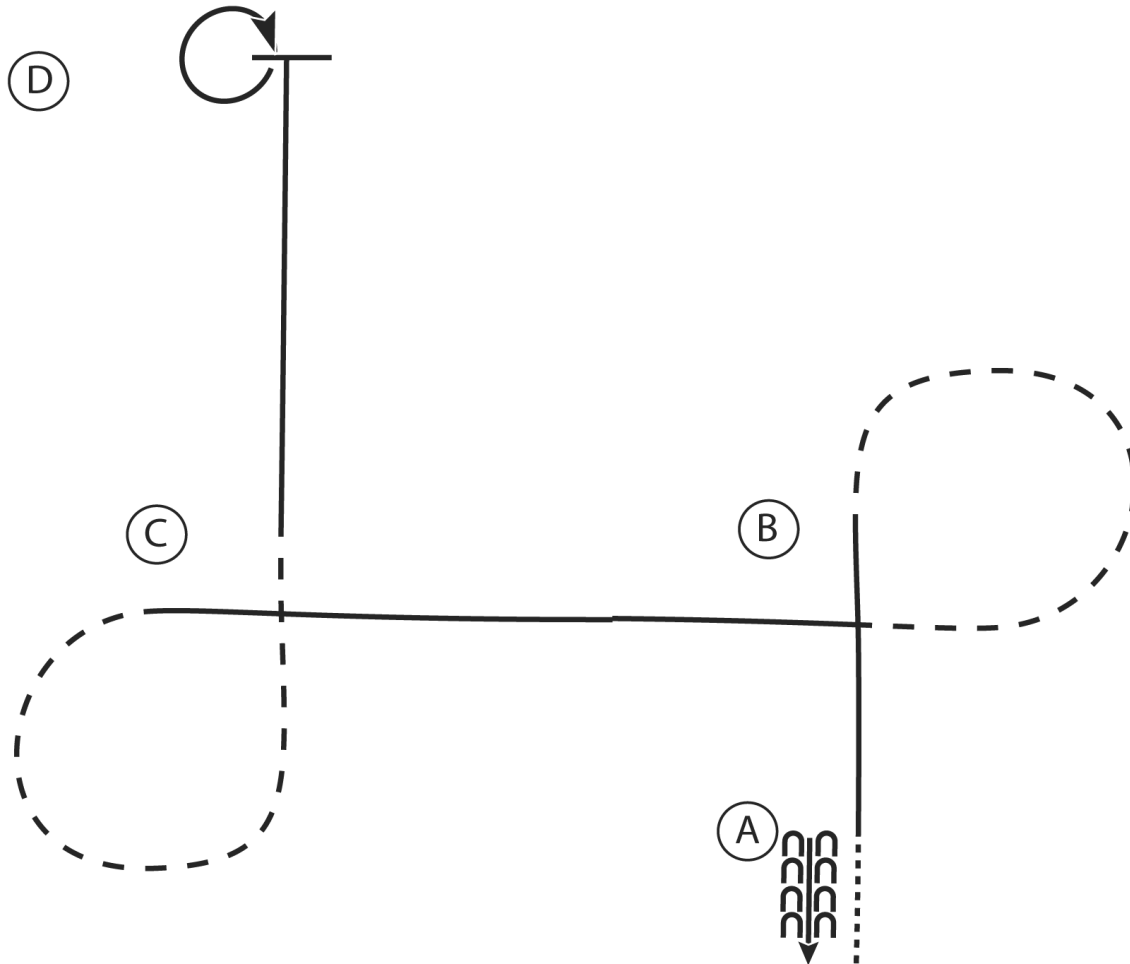
DoCo 4-H Buckle Show

English Equitation (14 & Over)

Show Date: 06-11-2022

www.HorseShowPatterns.com

www.HorseShowPatterns.com



1. At A back 4 steps
2. Walk to A
3. Canter on the left lead A to B
4. At B posting trot circle to the right on the left diagonal
5. At B canter on the right lead to C
6. At C posting trot circle to the left on the right diagonal
7. At C extended canter to D on the right lead
8. Stop at D and perform a 360 degree turn to the right on the hindquarter

Walk
Trot	-----
Extended T rot	-----
Canter	—————
Leg Yield	
Lead Change	↘
Back	←←← →→→
Marker	(B)
Sidepass	←-----→

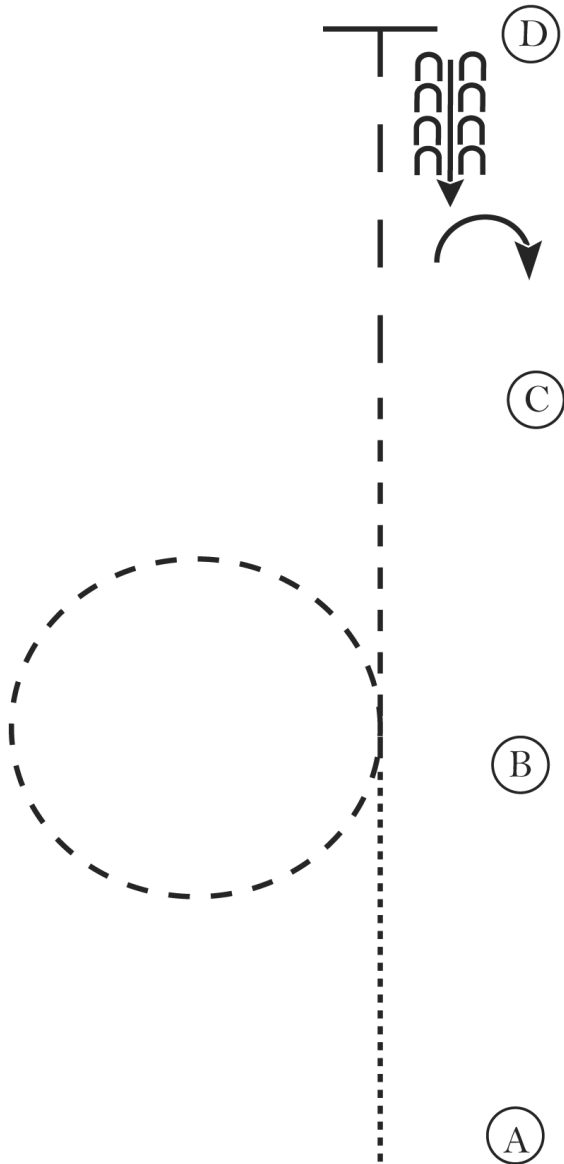
[HSE/3-2]

Pattern Provided by:
Stephanie O'Donnell

DoCo 4-H Buckle Show

Western Horsemanship (WT All Ages)

Show Date: 06-11-2022



1. Walk A to B.
2. At B jog.
3. Jog a circle at B and continue to C.
4. At C extend the jog to D.
5. At D stop and back 4 steps.
6. Turn 90 degrees to the right.

Walk
Jog	-----
Extended Jog	-----
Lope	—————
Leg Yield	
Lead Change	↘
Back	←←←←← ←←←←←
Marker	(B)
Sidepass	←←←←←

[WH/WT-11]

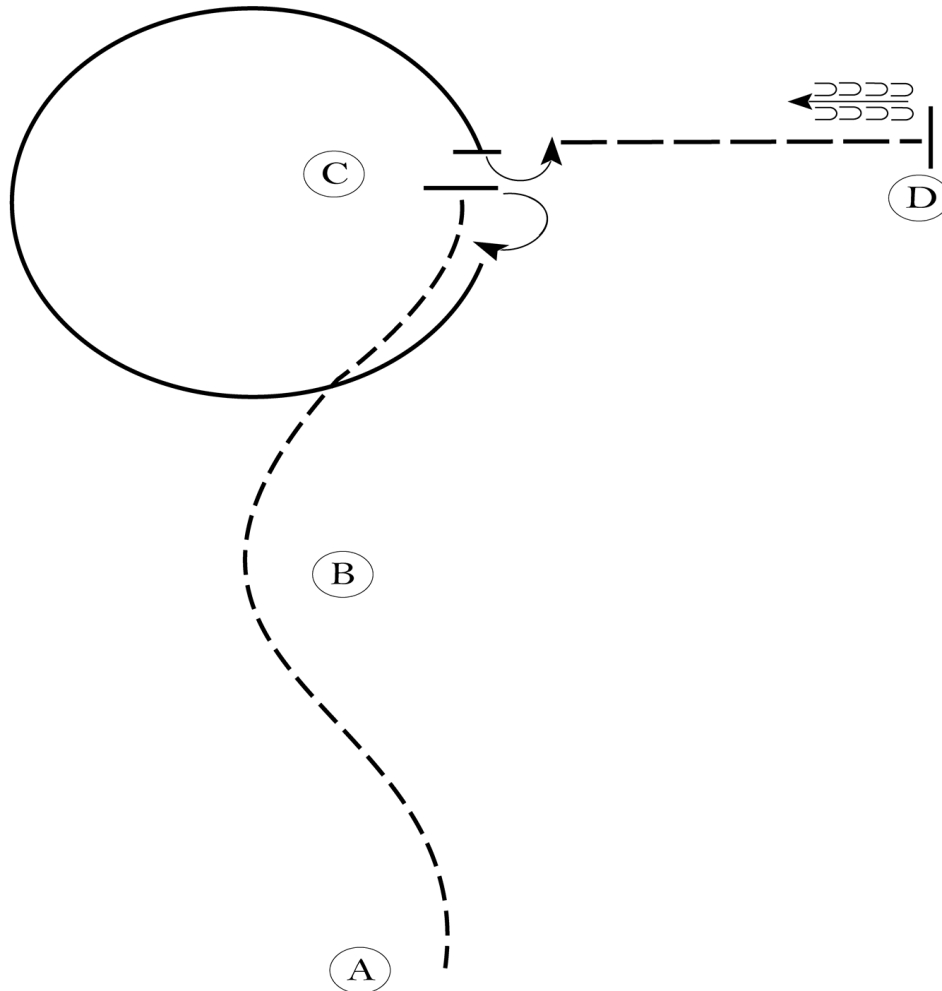
Pattern Provided by:

Stephanie O'Donnell

DoCo 4-H Buckle Show

Western Horsemanship (13 & Under)

Show Date: 06-11-2022



1. Jog A to C.
2. Stop at C and perform a 180 degree turn to the right
3. Lope a circle around C on the right lead.
4. Stop at C and perform a 90 degree turn to the left.
5. Extended jog to D.
6. Stop at D and back approximately one horse length.

Follow the instructions of your ring steward.

Walk	-----
Jog	- - - - -
Extended Jog	- - - - -
Lope	—————
Lead Change	
Back	
Marker	

[WH/1-1]

Pattern Provided by:
Stephanie O'Donnell

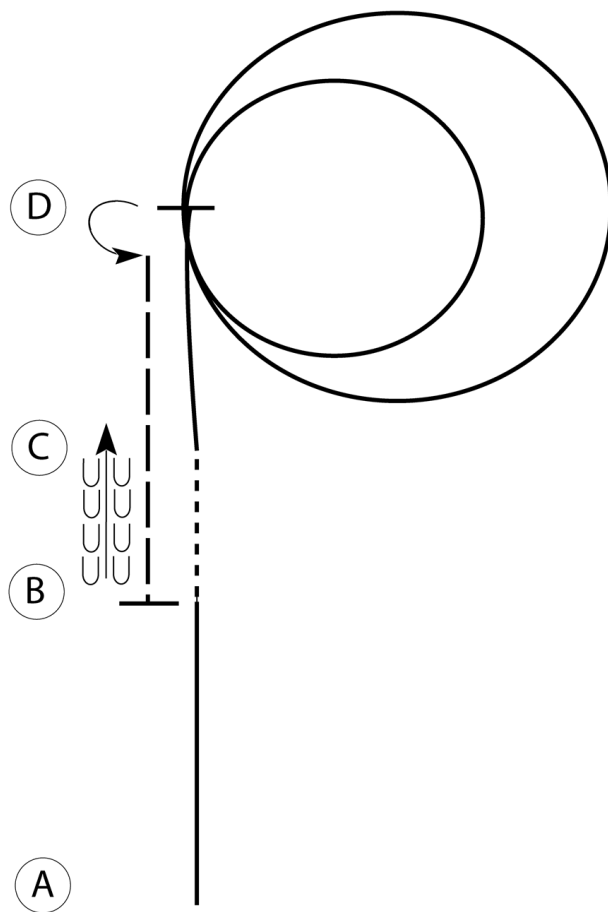
w w w . H o r s e S h o w P a t t e r n s . c o m

w w w . H o r s e S h o w P a t t e r n s . c o m

DoCo 4-H Buckle Show

Western Horsemanship (14 & Over)


Show Date: 06-11-2022



Be ready at A.

1. Lope on the left lead to B.
2. Walk B to C.
3. Lope on the right lead to D.
4. Lope a large fast circle to the right.
5. Lope a small slow circle to the right.
6. Stop at D and perform a 180 degree spin to the left.
7. Extend the jog to B.
8. Stop at B and back to C.

Follow the instructions of your ring steward.

Walk	-----
Jog	-----
Extended Jog	-----
Lope	—————
Leg Yield	
Lead Change	— / —
Back	← 
Marker	(B)
Sidepass	←-----→

[WH/3-1]

Pattern Provided by:
Stephanie O'Donnell

www.HorseShowPatterns.com

www.HorseShowPatterns.com