

Walk: Canter: _____
 Back: //////////////// Trot: - - - - -

1. Walk.
2. Trot on the right diagonal.
3. Canter down center on the left lead. *
4. Sitting Trot.
5. Canter on the right lead. *
6. Posting trot on the left diagonal down the center.
7. Halt.
8. Back three steps.

Leave the arena on a loose rein at the free walk.

* For Walk/Trot riders: Please trot wherever a center is called for.

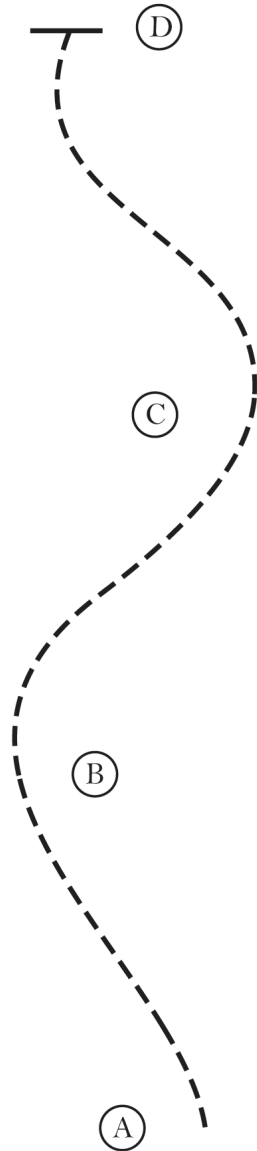
Douglas County Buckle Show Jan 2023

Hunt Seat Equitation (Walk/Trot)

Show Date: 01-21-2023

w w w . H o r s e S h o w P a t t e r n s . c o m

w w w . H o r s e S h o w P a t t e r n s . c o m



1. Sitting trot A to B
2. At B posting trot to C on the left diagonal
3. At C change diagonals and posting trot to D
4. Stop at D

Walk
Trot	- - - - -
Extended Trot	— — — — —
Canter	—————
Leg Yield	
Lead Change	↙ ↘
Back	← ← ← ← ←
Marker	⊙ (B)
Sidepass	← - - - - ←

[HSE/WT-8]

Pattern Provided by:

Horse Steering Committee

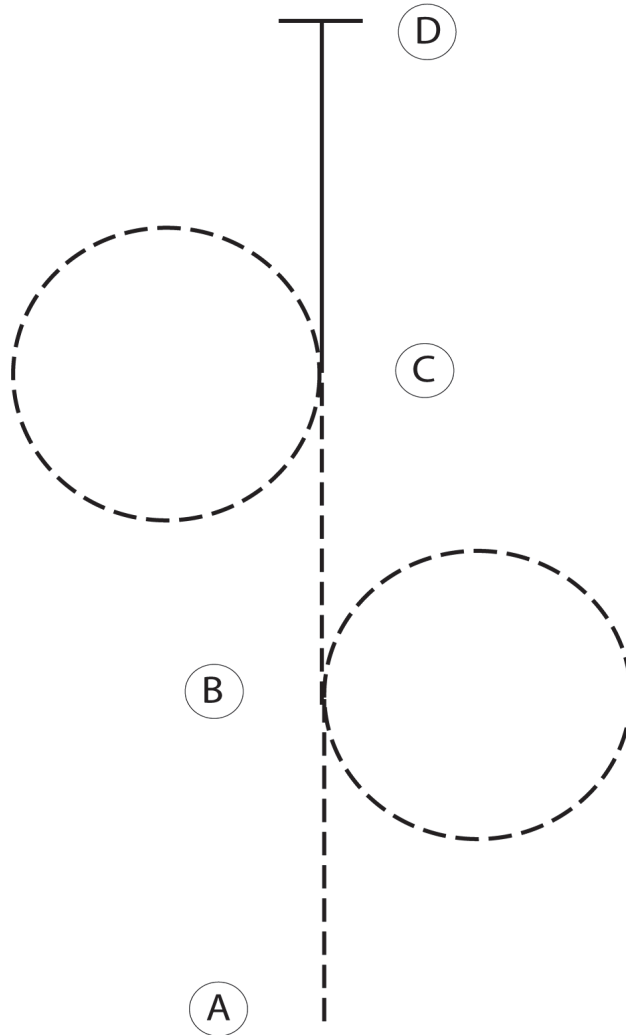
Douglas County Buckle Show Jan 2023

Hunt Seat Equitation (8-13)

Show Date: 01-21-2023

w w w . H o r s e S h o w P a t t e r n s . c o m

w w w . H o r s e S h o w P a t t e r n s . c o m



1. Sitting trot from A to B
2. Posting trot on the left diagonal and perform a circle to the right at B. Continue to C
3. Posting trot on the right diagonal and perform a circle to the left at C
4. Canter on the left lead from C to D
5. At D stop

Walk	-----
Trot	- - - - -
Extended Trot	— — — — —
Canter	—————
Leg Yield	
Lead Change	↙ ↘
Back	← ← ← ← ←
Marker	Ⓚ
Sidepass	← — — — — →
Hand Gallop	— — — — —

[HSE/1-27]

Pattern Provided by:

Horse Steering Committee

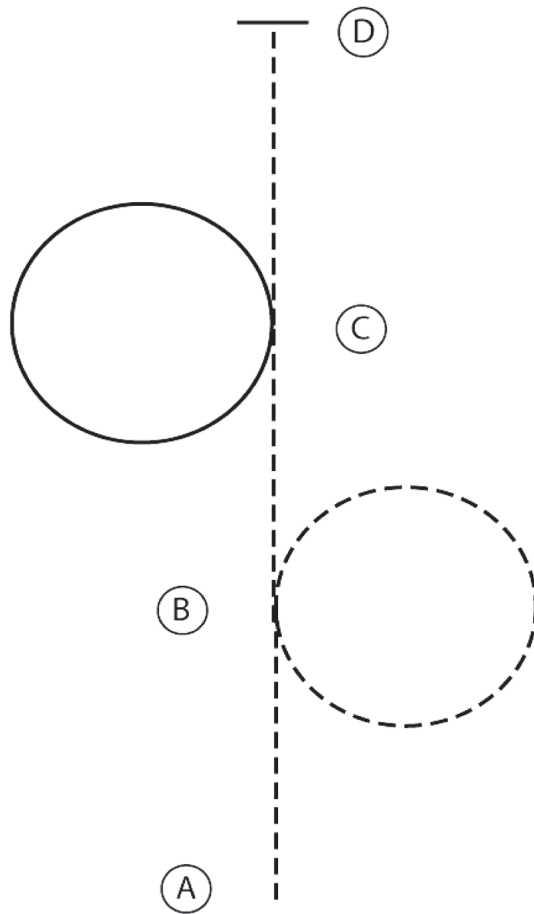
Douglas County Buckle Show Jan 2023

Hunt Seat Equitation (14 and over)

Show Date: 01-21-2023

w w w . H o r s e S h o w P a t t e r n s . c o m

w w w . H o r s e S h o w P a t t e r n s . c o m



1. Posting trot on right diagonal from A to B
2. Change diagonal and circle to the right at B
3. At C canter a circle to the left on the left lead
4. Sitting trot from C to D
5. At D stop

Walk
Trot	-----
Extended Trot	-----
Canter	=====
Leg Yield	
Lead Change	↙↘
Back	←←←←←
Marker	⊙
Sidepass	←-----→
Hand Gallop	-----

[HSE/2-29]

Pattern Provided by:

Horse Steering Committee

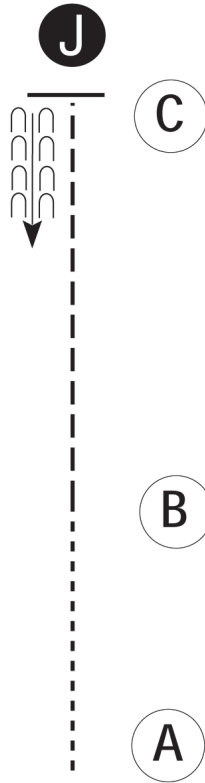
Douglas County Buckle Show Jan 2023

Showmanship (Walk/Trot)

Show Date: 01-21-2023

w w w . H o r s e S h o w P a t t e r n s . c o m

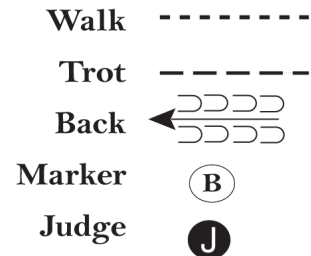
w w w . H o r s e S h o w P a t t e r n s . c o m



Be ready at A.

1. Walk to B.
2. Trot to C.
3. Stop and set up for inspection.
4. When dismissed, back approximately one horse length.

Follow the instructions of your ring steward.



[SWT-41]

Pattern Provided by:

Horse Steering Committee

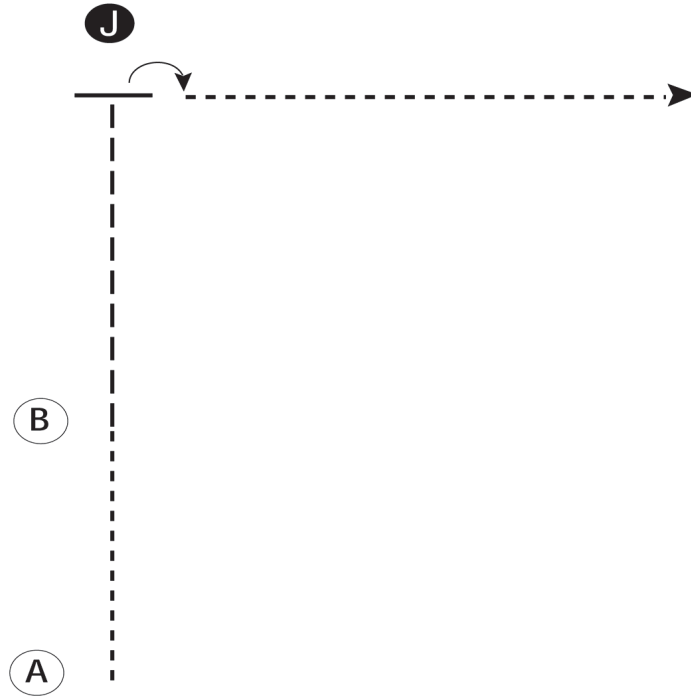
Douglas County Buckle Show Jan 2023

Showmanship (8-13)

Show Date: 01-21-2023

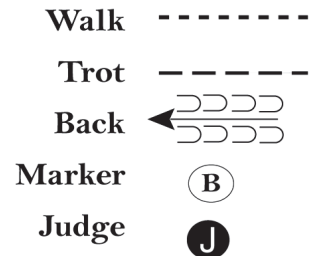
w w w . H o r s e S h o w P a t t e r n s . c o m

w w w . H o r s e S h o w P a t t e r n s . c o m



Be ready at A.

1. Walk from A to B.
2. Trot from B to the judge.
3. Stop and set up for inspection.
4. When dismissed, turn 90 degrees.
5. Walk away from judge and follow the instructions of your ring steward.



[S/WT-9]

Pattern Provided by:

Horse Steering Committee

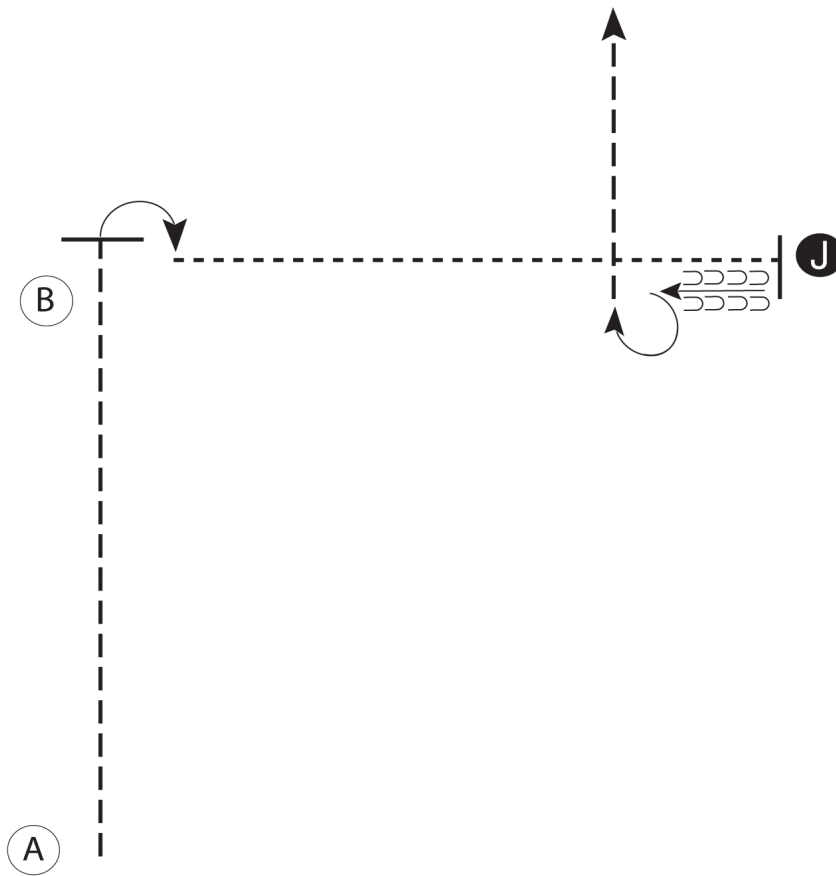
Douglas County Buckle Show Jan 2023

Showmanship (14 and over)

Show Date: 01-21-2023

w w w . H o r s e S h o w P a t t e r n s . c o m

w w w . H o r s e S h o w P a t t e r n s . c o m



1. Begin at A. Trot from A past B
2. Stop and perform a 90 degree turn
3. Walk to the Judge, stop and set up for inspection
4. When dismissed back one horse length and perform a 270 degree turn
5. Trot to the line-up

- Walk - - - - -
- Trot - - - - -
- Back ← - - - - -
- Marker (B)
- Judge (J)

[S/1-14]

Pattern Provided by:

Horse Steering Committee

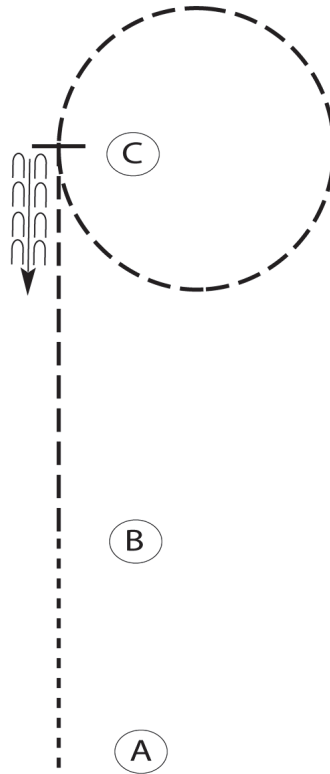
Douglas County Buckle Show Jan 2023

Horsemanship (Walk/Trot)

Show Date: 01-21-2023

w w w . H o r s e S h o w P a t t e r n s . c o m

w w w . H o r s e S h o w P a t t e r n s . c o m



Be ready at A.

1. Walk from A to B.
2. Jog from B to C.
3. Even with C, jog a circle to the right.
4. Stop at C and back one horse length

Retire to the rail or line up at a jog.

Walk	-----
Jog	- - - - -
Extended Jog	— — — — —
Lope	—————
Leg Yield	
Lead Change	— / —
Back	← C C C C C C C C
Marker	(B)
Sidepass	← — — — — →

[WH/WT-20]

Pattern Provided by:

Horse Steering Committee

Douglas County Buckle Show Jan 2023

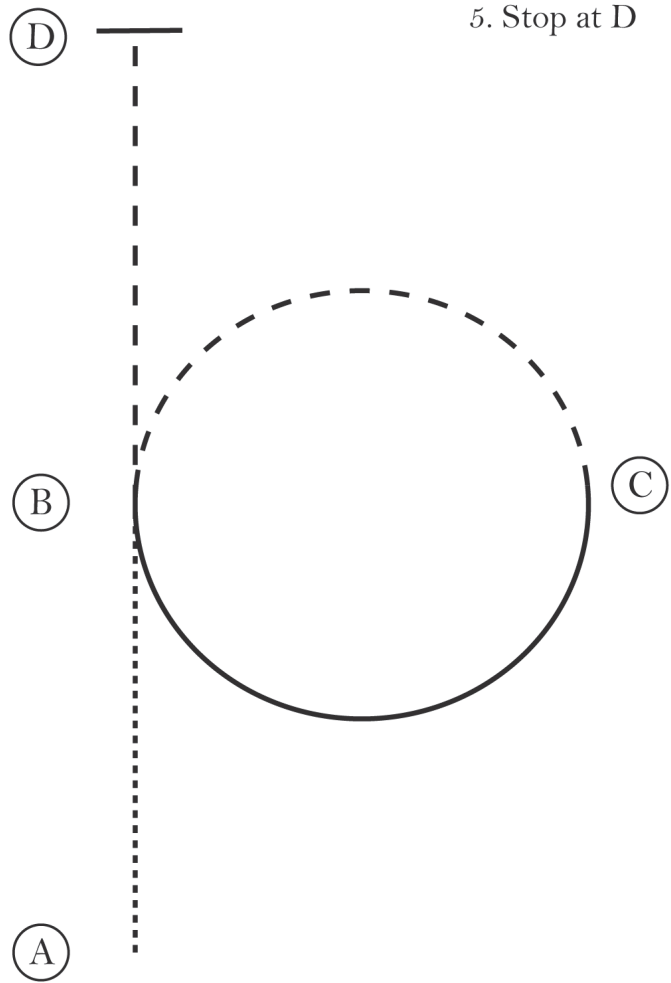
Western Horsemanship (8-13)

Show Date: 01-21-2023

w w w . H o r s e S h o w P a t t e r n s . c o m

w w w . H o r s e S h o w P a t t e r n s . c o m

1. Walk A to B
2. At B jog to C
3. At C lope on the right lead to B
4. At B jog to D
5. Stop at D



Walk
Jog	- - - - -
Extended Jog	— — — — —
Lope	—————
Leg Yield	
Lead Change	↘
Back	←←←←←
Marker	Ⓚ
Sidepass	←- - - - ←

[WH/1-34]

Pattern Provided by:
Horse Steering Committee

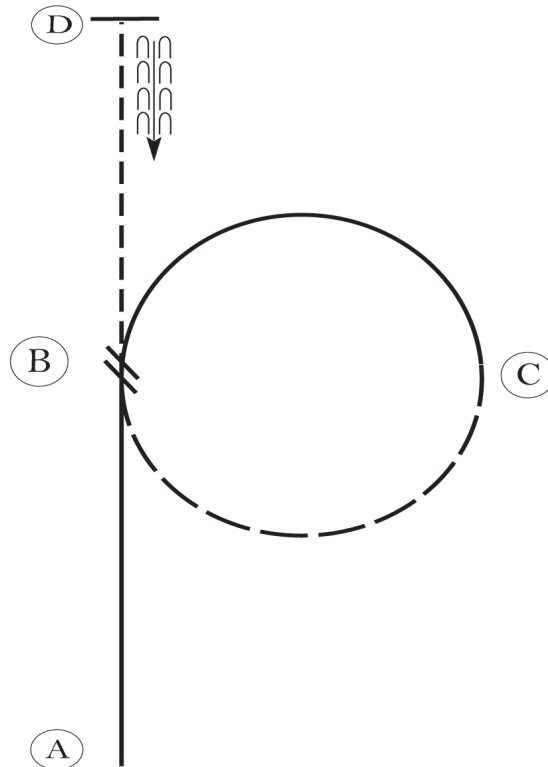
Douglas County Buckle Show Jan 2023

Western Horsemanship (14 and over)

Show Date: 01-21-2023

w w w . H o r s e S h o w P a t t e r n s . c o m

w w w . H o r s e S h o w P a t t e r n s . c o m



Be ready at A.

1. Lope on the left lead to B.
2. Perform a ~~flying~~ lead change at B and lope on the right lead to C.
3. Break to an extended jog at C.
4. Extend the jog from C to B.
5. Slow to the jog at B and jog to D.
6. Stop at D and back approximately one horse length.

Follow the instructions of your ring steward.

Walk	-----
Jog	- - - - -
Extended Jog	- - - - -
Lope	—————
Leg Yield	
Lead Change	— / —
Back	← ← ← ← ←
Marker	⊙ B
Sidepass	← — — — — →

[WH/3-39]

Pattern Provided by:

Horse Steering Committee