

Douglas County 4-H Llama ID

Upload in 4HOnline



Llama IDs Due May 1st

A screenshot of the 4HOnline interface. At the top left, there is a blue button labeled "Colorado 4-H Youth Development". To the right is a dropdown menu showing "2023-2024". Below these is a green button labeled "Animals". Underneath the "Animals" button, the text "No Animals Registered." is displayed. On the right side of the interface, there is a blue button labeled "Add an Animal", which is circled in blue.

A screenshot of the "Add an Animal" modal window. The window has a title bar with "Add an Animal" and a close button (X). It is divided into two main sections. The left section is titled "Add New Animal" and contains a text box stating "Adding a new animal not previously registered can be done here." and a blue button labeled "Add New Animal". The right section is titled "Previously Added Animals" and contains a text box stating "Animals that have been added and approved by the member or a family member in a previous program year and can be re-activated for the current program year." At the bottom right of the modal, there are two buttons: "Cancel" and "Continue".

If you have previously uploaded an animal, they will appear here.

Douglas County 4-H Llama ID

Upload in 4HOnline



Llama IDs Due May 1st

The screenshot shows the 'Add an Animal' form in the 4HOnline system. The form is titled 'Add an Animal' and has a 'New Animal' header. It includes a dropdown menu for 'Animal Type' with 'Llama/Alpaca' selected, and a text input field for 'tattoo' with '1234' entered. The form has 'Cancel' and 'Continue' buttons at the bottom right. The background shows a sidebar with 'Animals' selected and a list of animals including 'Jessie James - Incomplete', 'Dogs - Dog', 'Laramie Jo - Incomplete', and 'Horses - Horse'.

The screenshot shows the 'Questions' step in the 4HOnline process. It features a progress bar at the top with three steps: 'Questions' (1), 'Files' (2, checked), and 'Confirm' (3). The main content area is titled 'Questions' and contains the text: 'Animal Entry is open for the current enrollment year. - Add/Update all information about the animal - Is all information complete? County Fairs using FairEntry, the animal information can be transferred directly into the FairEntry program from 4-H Online!'. Below the text is a 'Show Questions' button. At the bottom, there are 'Back' and 'Next' buttons.

Douglas County 4-H Llama ID

Upload in 4HOnline



Llama IDs Due May 1st

1

Questions

2

Files

3

Confirm

Animal

Animal Name

Elder Berry

Enter Animal Name or Barn Name

Colors And Markings

Black and White

Provide any specific animal colors and/or markings

NAIS Premises ID

Premises/Location ID, if applicable in your county.

Owned Or Leased

Enter whether your animal is owned or leased

Purchased Or Leased Date

Choose a date



Enter the Date when the animal was purchased or leased

Animal Gender

Tattoo *required*

1234

Enter Tattoo or Brand, if applicable or enter "000"

Back

Next

Douglas County 4-H Llama ID

Upload in 4HOnline



Llama IDs Due May 1st

A screenshot of the 4HOnline Llama ID upload form. The form is titled 'Files' and has a progress bar at the top with three steps: 'Questions', 'Files', and 'Confirm'. The 'Files' step is currently active. The form contains four upload sections, each with a title, a 'No Image Selected' message, and an 'Upload' button. The sections are: 'Llama/Alpaca (Photo 1)', 'Llama/Alpaca (Photo 2)', 'County Use Form (Llama/Alpaca)', and 'Llama/Alpaca (Lease Agreement), if used in your county'. At the bottom of the form, there are 'Back' and 'Next' buttons.

You will upload photos, county form, and lease agreement if leasing. If not leasing include ownership documents here

Douglas County 4-H Llama ID


Upload in 4HOnline




Llama IDs Due May 1st

Animal Name	Elder Berry
Colors And Markings	Black and White
NAIS Premises ID	
Owned Or Leased	
Purchased Or Leased Date	
Animal Gender	
Tattoo	1234


Llama/Alpaca (Photo 1)



Llama/Alpaca (Photo 2)



County Use Form (Llama/Alpaca)



Llama/Alpaca (Lease Agreement), if used in your county



Make sure to hit
submit NO LATER
than May 1