

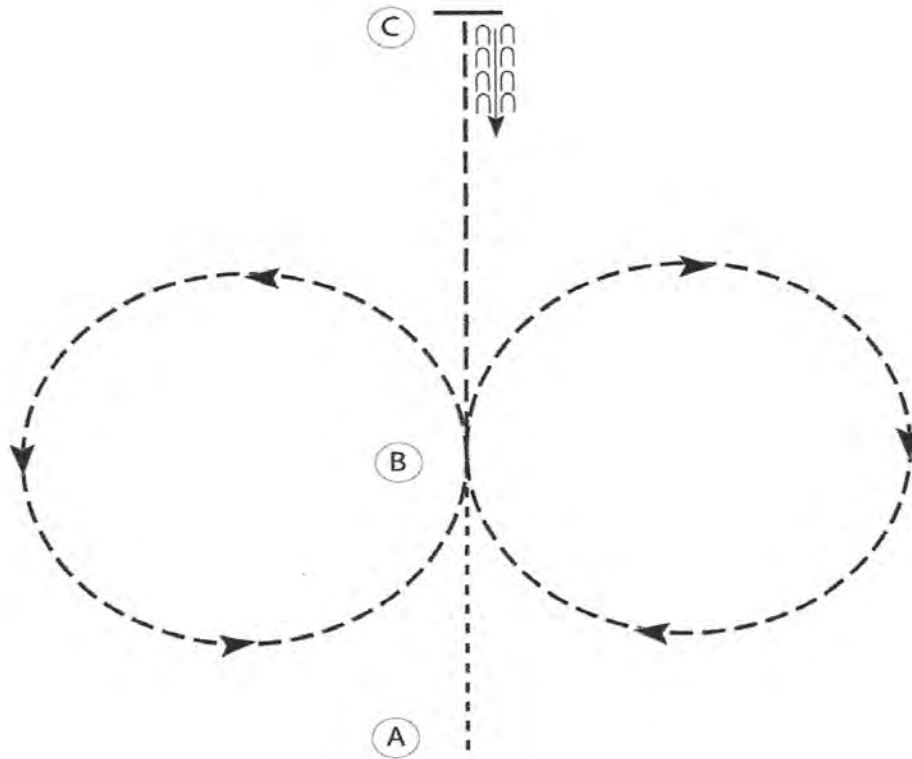
Douglas County Buckle Series

English Equitation (DC 4-H Walk Trot Novice)

Show Date: 02-23-2025

www.HorseShowPatterns.com

www.HorseShowPatterns.com



1. Walk A to B.
2. At B posting trot a circle to the right on the proper diagonal.
3. At B posting trot a circle to the left on the proper diagonal.
4. At B sitting trot to C.
5. At C stop and back approximately one horse length.

Walk	-----
Trot	- - - - -
Extended Trot	— — — —
Canter	— — — —
Leg Yield	
Lead Change	— / —
Back	← ← ← ←
Marker	(B)
Sidepass	← ←
Hand Gallop	— — — —

[HSE/WT-5]

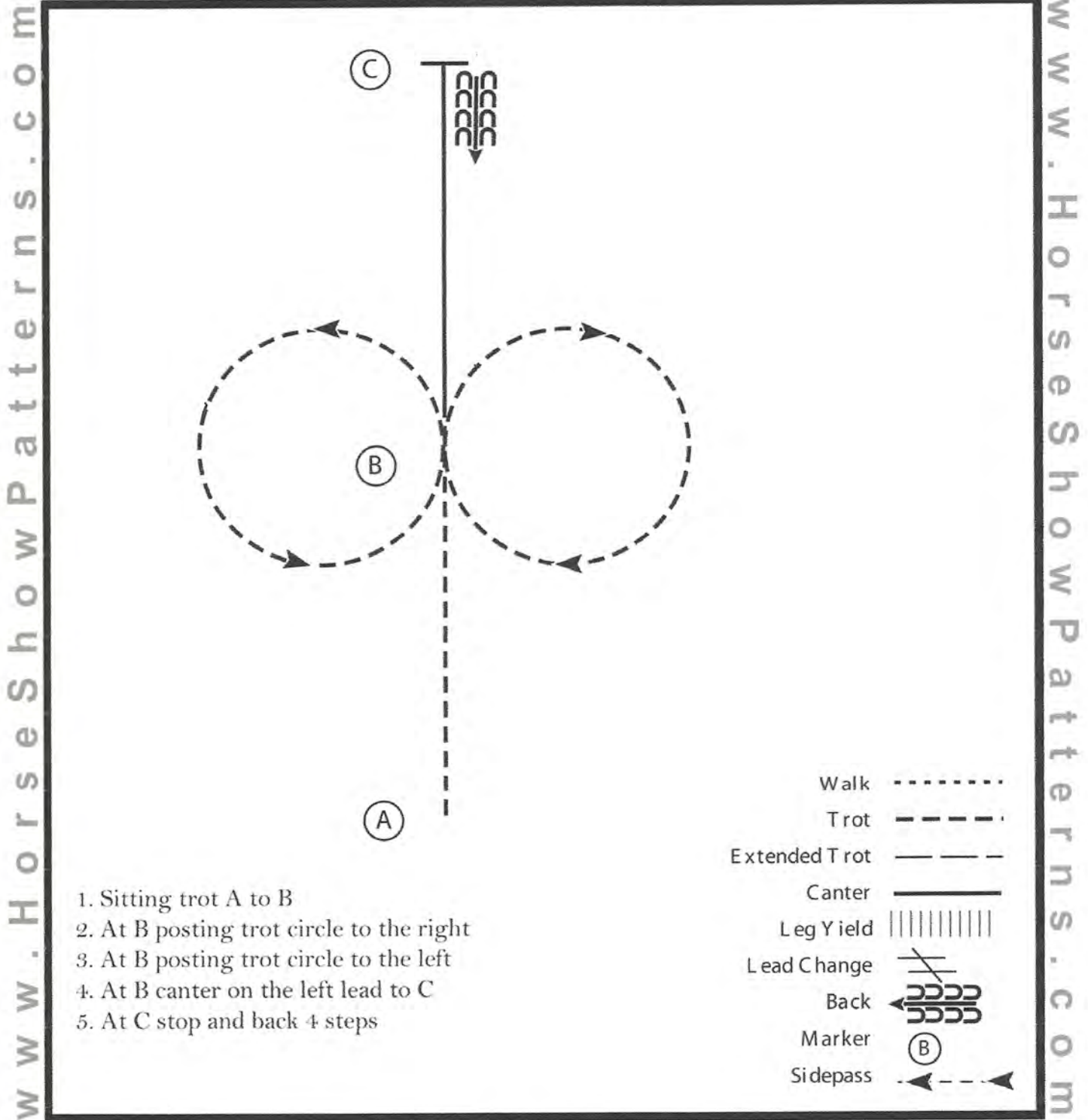
Pattern Provided by:

Douglas County Horse Steering Committee

Douglas County Buckle Series

English Equitation (8-13)

Show Date: 02-23-2025



[HSE/1-6]

Pattern Provided by:

Douglas County Horse Steering Committee

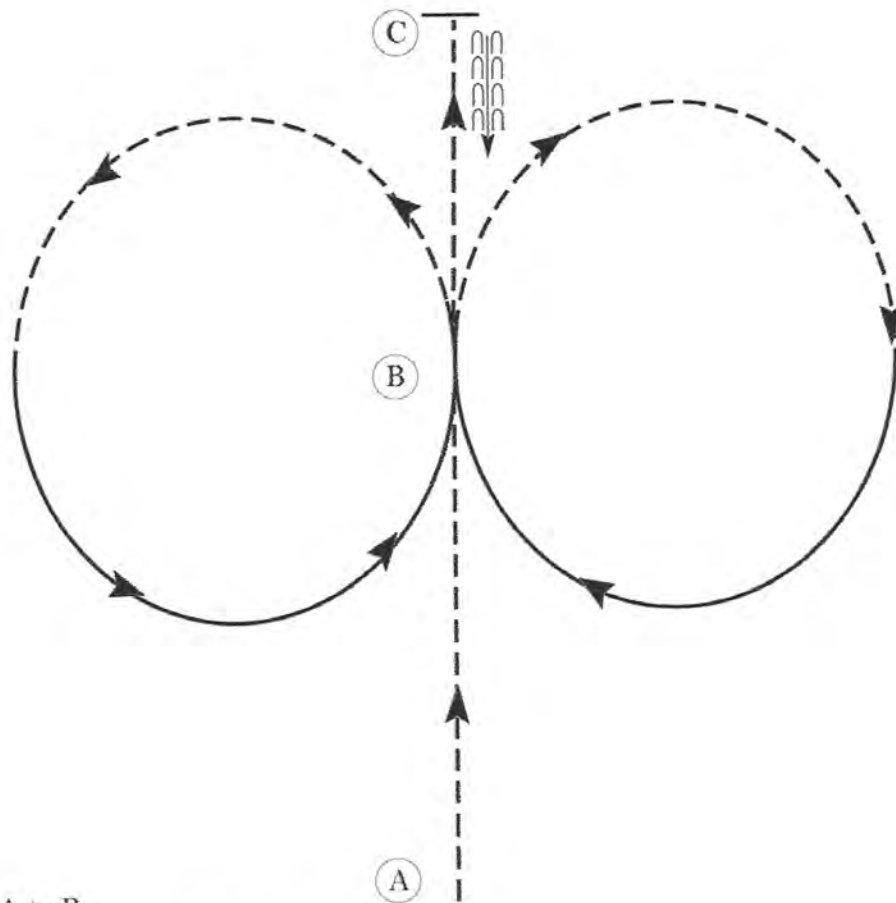
Douglas County Buckle Series

English Equitation (14-18 and 19 & Over)

Show Date: 02-23-2025

www.HorseShowPatterns.com

www.HorseShowPatterns.com



1. Sitting trot A to B
2. At B posting trot on the left diagonal in a half circle.
3. Canter on the right lead back to B.
4. Posting trot on the right diagonal in a half circle.
5. Canter on the left lead back to B.
6. Sitting trot to C.
7. Stop at C and back approximately one horse length.

Exit at a sitting trot.

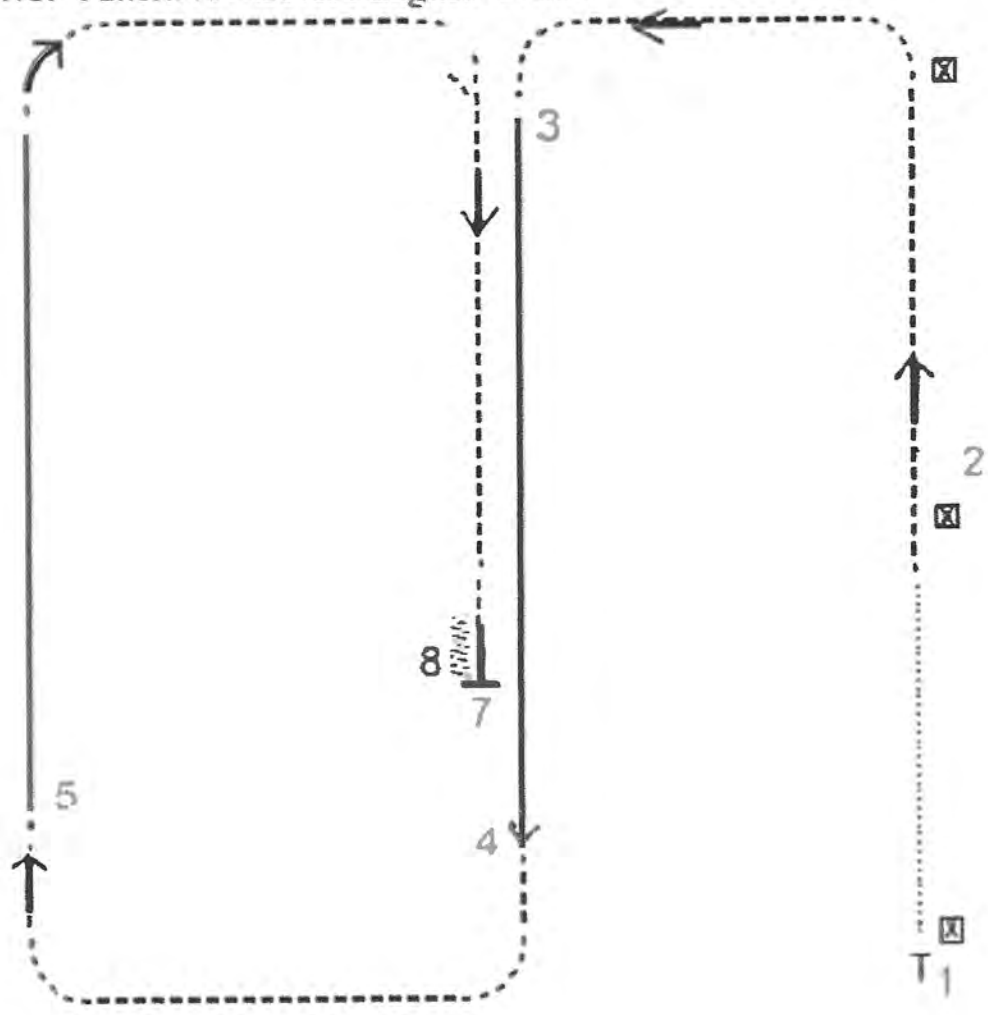
Walk	-----
Trot	-----
Extended Trot	-----
Canter	-----
Leg Yield	
Lead Change	↗↘
Back	←←←←
Marker	(B)
Sidepass	←←
Hand Gallop	-----

[HSE/2-21]

Pattern Provided by:

Douglas County Horse Steering Committee

475. Pattern A – Level I English Control (All Age Groups)



Walk: Canter: _____
 Back: //////////////// Trot: - - - - -

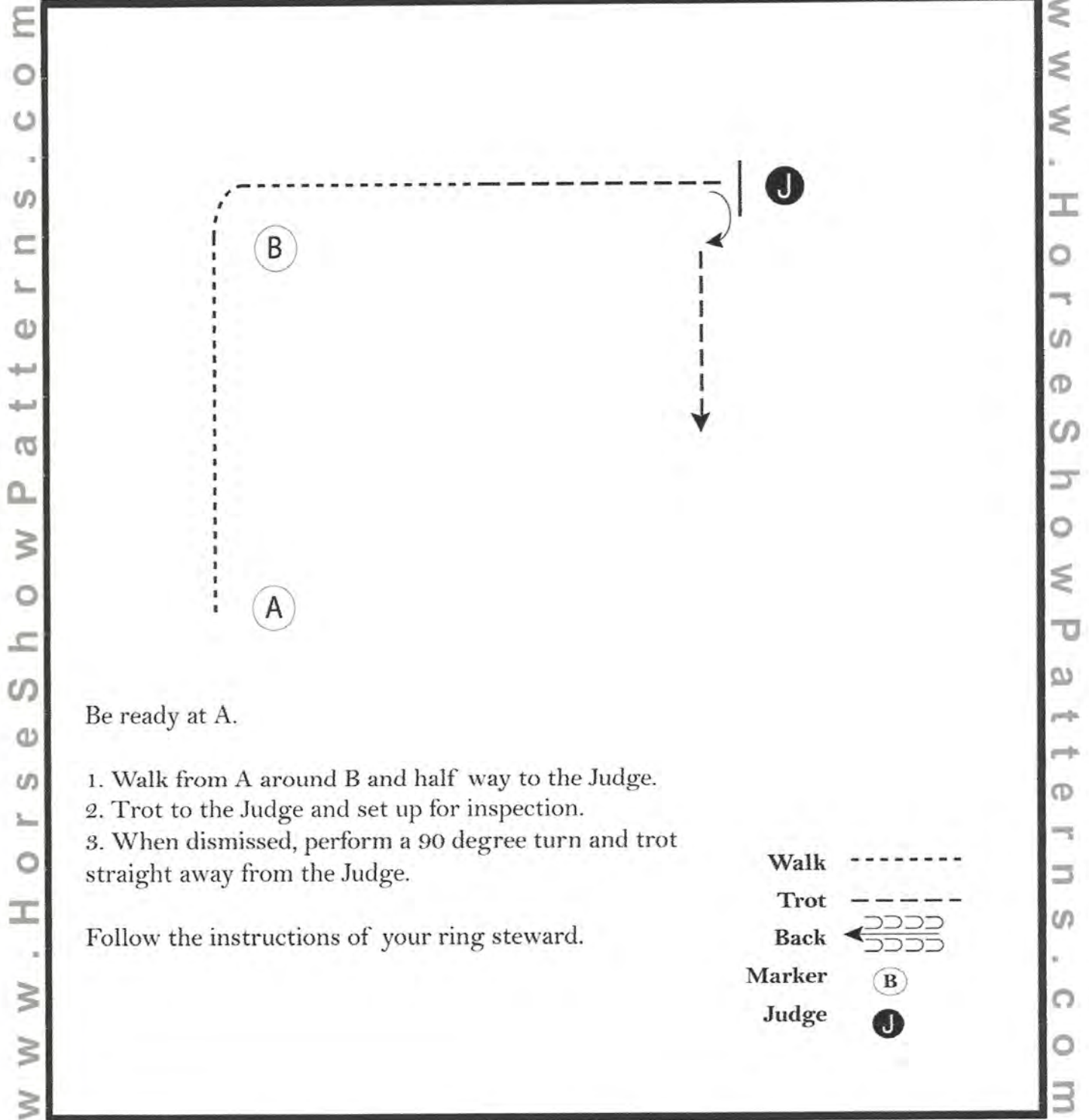
1. Walk.
2. Trot on the right diagonal.
3. Canter down center on the left lead.
4. Sitting Trot.
5. Canter on the right lead.
6. Posting trot on the left diagonal down the center.
7. Halt.
8. Back three steps.

Leave the arena on a loose rein at the free walk.

Douglas County Buckle Series

Showmanship (English or Western) (DC 4-H Walk Trot Novice)

Show Date: 02-23-2025



[SWT-33]

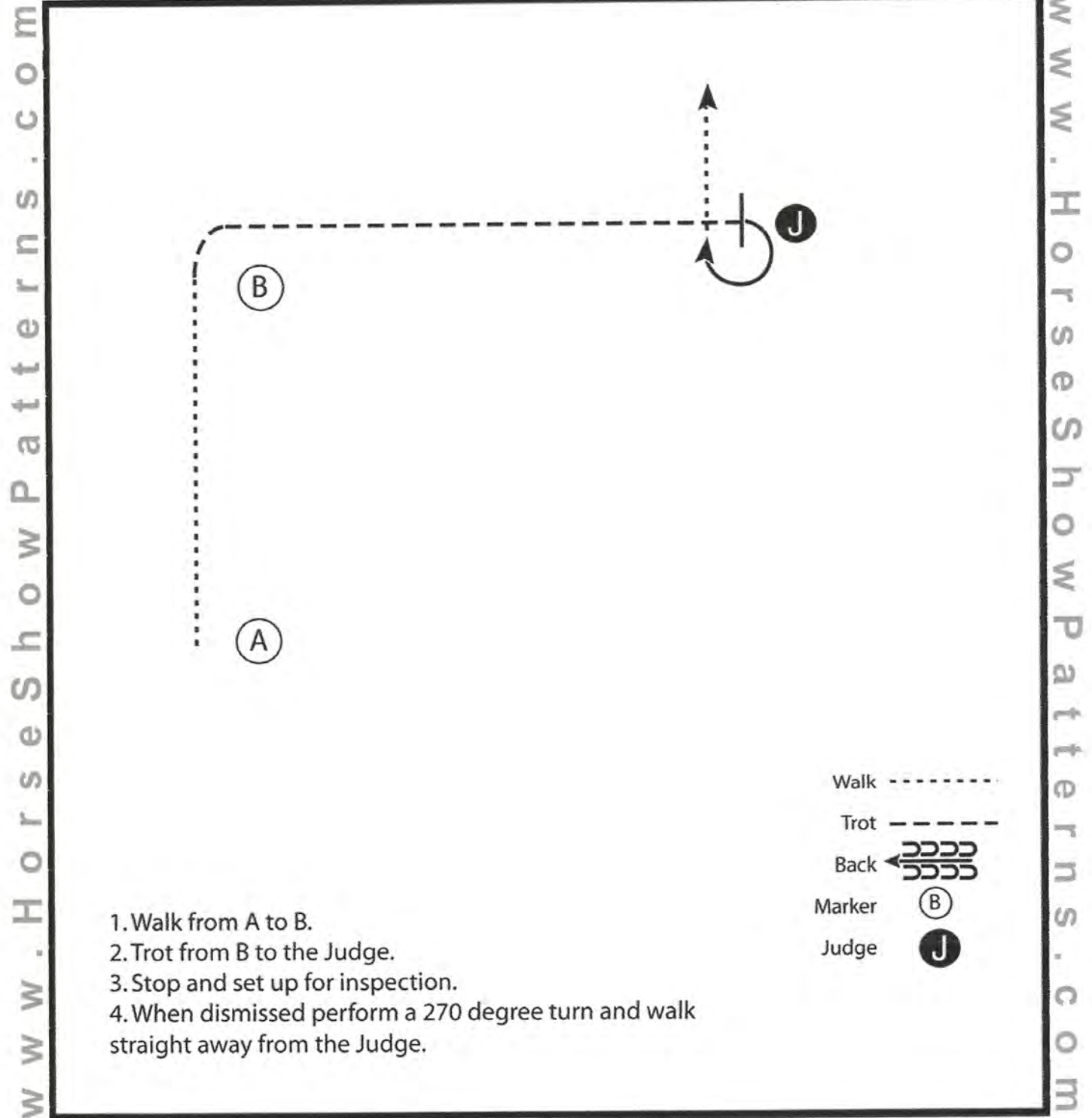
Pattern Provided by:

Douglas County Horse Steering Committee

Douglas County Buckle Series

Showmanship (English or Western) (8-13)

Show Date: 02-23-2025



1. Walk from A to B.
2. Trot from B to the Judge.
3. Stop and set up for inspection.
4. When dismissed perform a 270 degree turn and walk straight away from the Judge.

Walk
Trot - - - - -
Back ← 3333
3333
Marker (B)
Judge (J)

[SWT-2]

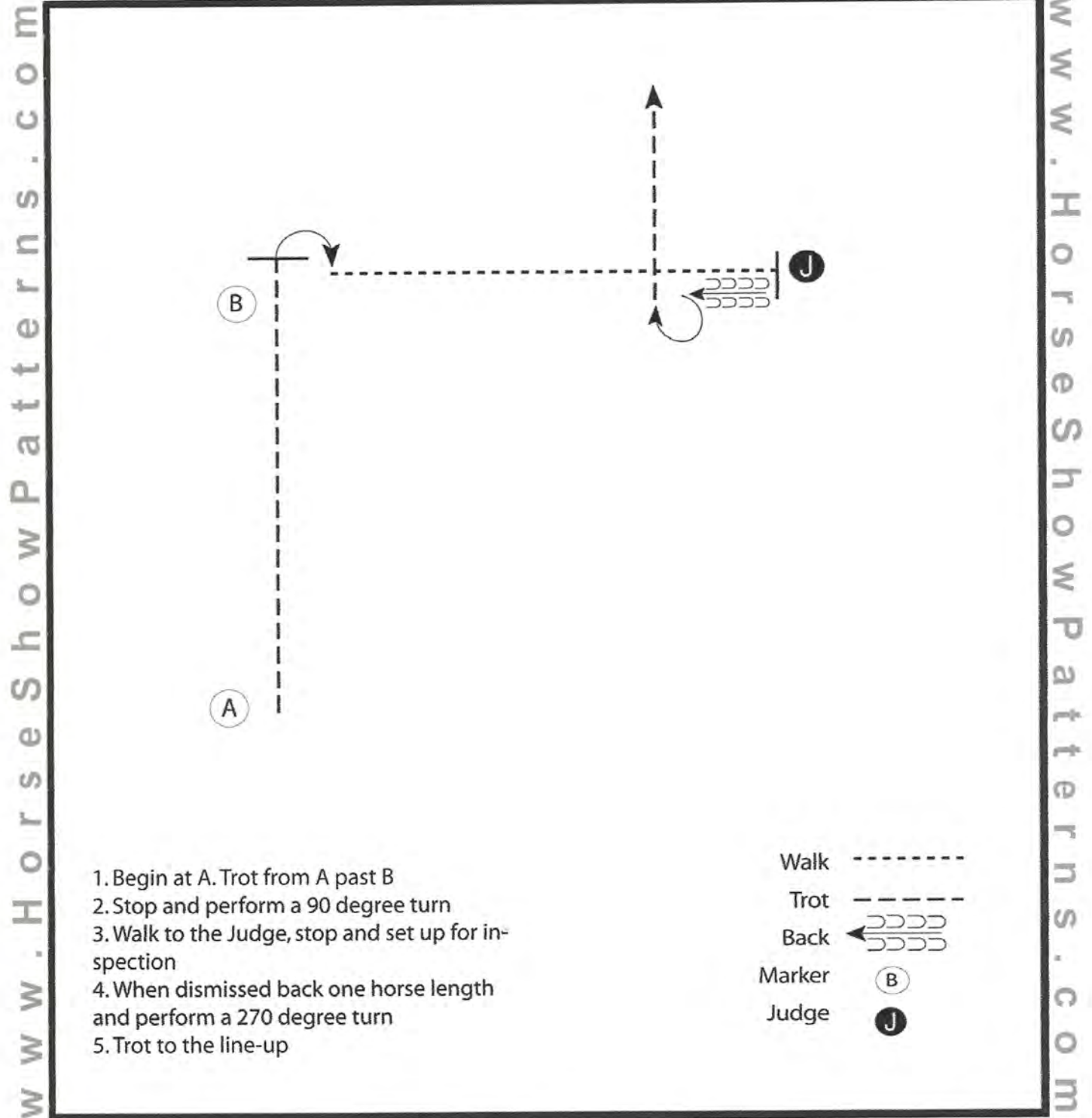
Pattern Provided by:

Douglas County Horse Steering Committee

Douglas County Buckle Series

Showmanship (English or Western) (14-18 and 19 & Over)

Show Date: 02-23-2025



1. Begin at A. Trot from A past B
2. Stop and perform a 90 degree turn
3. Walk to the Judge, stop and set up for inspection
4. When dismissed back one horse length and perform a 270 degree turn
5. Trot to the line-up

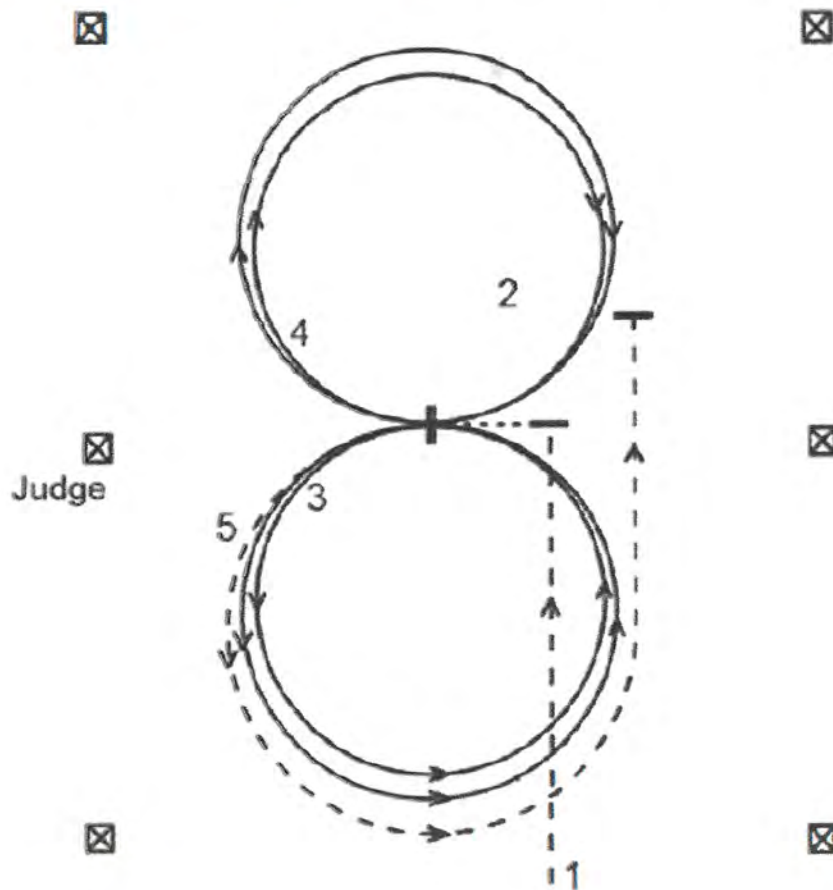
Walk
Trot	-----
Back	←-----
Marker	Ⓟ
Judge	Ⓝ

[S/1-14]

Pattern Provided by:

Douglas County Horse Steering Committee

167. Pattern D – Level I Reining (8-13; 14-18; 19 and Over)



Jog: ----- Lope: _____
 Walk:

Proper execution of this pattern requires Level I Advancement skills. All stops are balanced.

1. Jog down the arena to the center marker.
2. Perform a gradual stop. Turn left and walk to center.
3. Lope two circles left of equal size. Gradual stop in the center.
4. Lope two circles right of equal size. Gradual stop in the center.
5. Begin a jog circle to the left but do not close this circle. Jog straight down the side of the arena past the center marker and gradual stop.



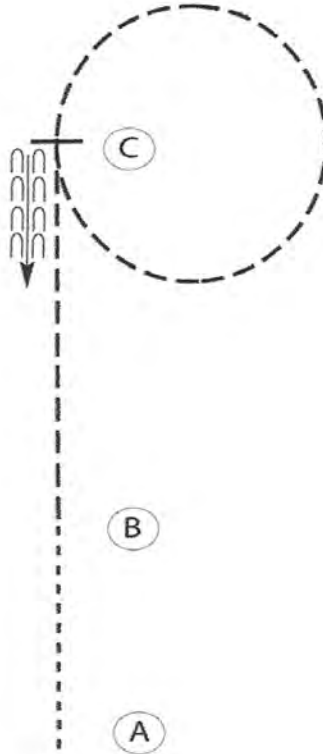
Douglas County Buckle Series

Western Horsemanship (DC 4-H Walk Trot Novice)

Show Date: 02-23-2025

w w w . H o r s e S h o w P a t t e r n s . c o m

w w w . H o r s e S h o w P a t t e r n s . c o m



Be ready at A.

1. Walk from A to B.
2. Jog from B to C.
3. Even with C, jog a circle to the right.
4. Stop at C and back one horse length

Retire to the rail or line up at a jog.

Walk	-----
Jog	- - - - -
Extended Jog	-----
Lope	—————
Leg Yield	
Lead Change	—/—
Back	← w w w
Marker	(B)
Sidepass	←-----→

[WH/WT-20]

Pattern Provided by:

Douglas County Horse Steering Committee

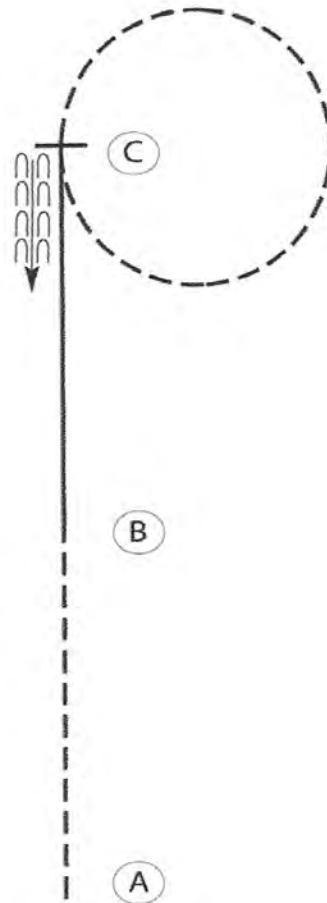
Douglas County Buckle Series

Western Horsemanship (8-13)

Show Date: 02-23-2025

w w w . H o r s e S h o w P a t t e r n s . c o m

w w w . H o r s e S h o w P a t t e r n s . c o m



Be ready at A.

1. Jog from A to B.
2. Lope on the right lead to C.
3. Even with C, break to a jog and circle to the right.
4. Stop at C and back one horse length

Retire to the rail or line up at a jog.

Walk	-----
Jog	- - - - -
Extended Jog	— — — — —
Lope	—————
Leg Yield	
Lead Change	— / —
Back	← C C C C C
Marker	(B)
Sidepass	← — — — — →

[WH/1-20]

Pattern Provided by:

Douglas County Horse Steering Committee

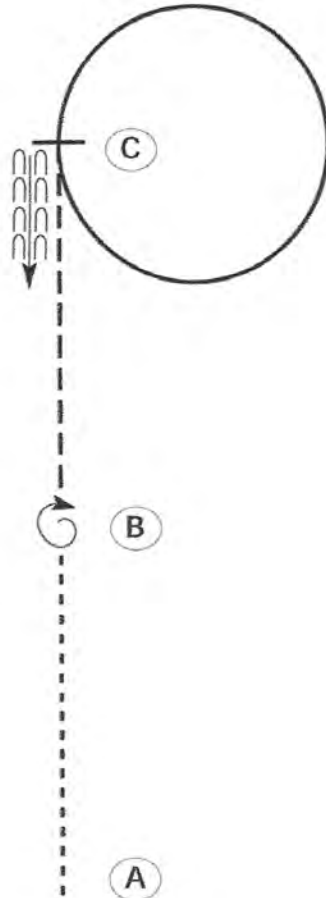
Douglas County Buckle Series

Western Horsemanship (14-18 and 19 & Over)

Show Date: 02-23-2025

w w w . H o r s e S h o w P a t t e r n s . c o m

w w w . H o r s e S h o w P a t t e r n s . c o m



Be ready at A.

1. Walk from A to B.
2. Stop at B and perform a 360 degree turn to the right.
3. Jog to C.
4. Even with C, lope a circle to the right on the right lead.
5. Stop at C and back one horse length.

Follow the instructions of your ring steward.

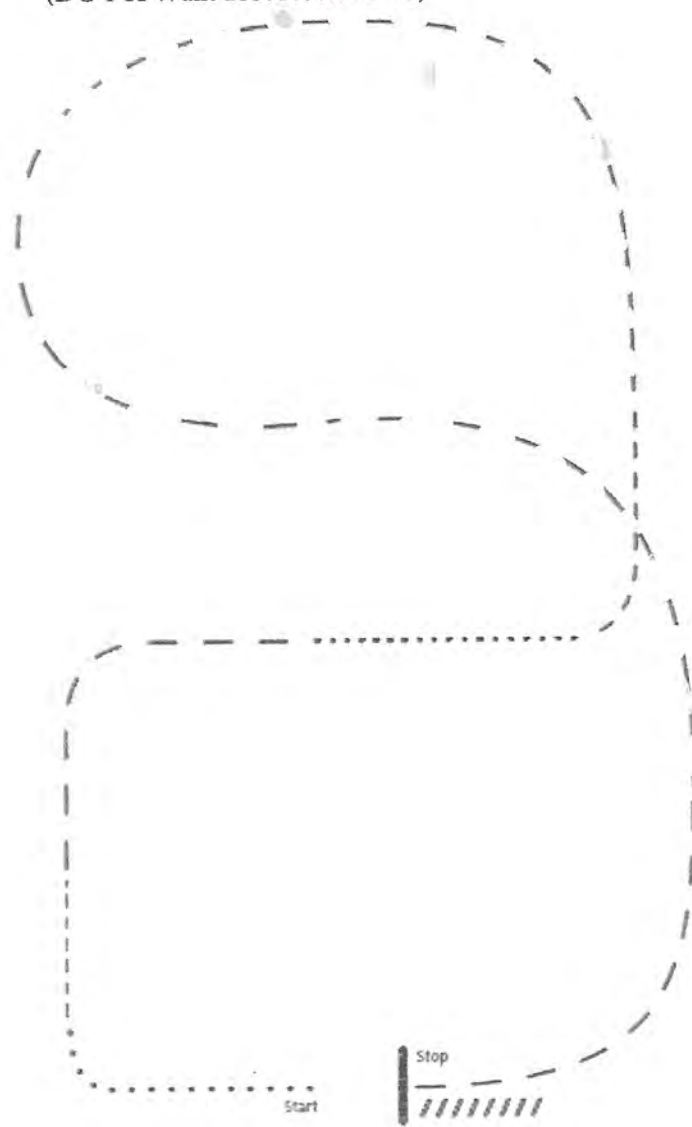
Walk	-----
Jog	- - - - -
Extended Jog	- - - - -
Lope	—————
Leg Yield	
Lead Change	—/—
Back	← ← ←
Marker	(B)
Sidepass	←-----←

[WH/1-47]

Pattern Provided by:

Douglas County Horse Steering Committee

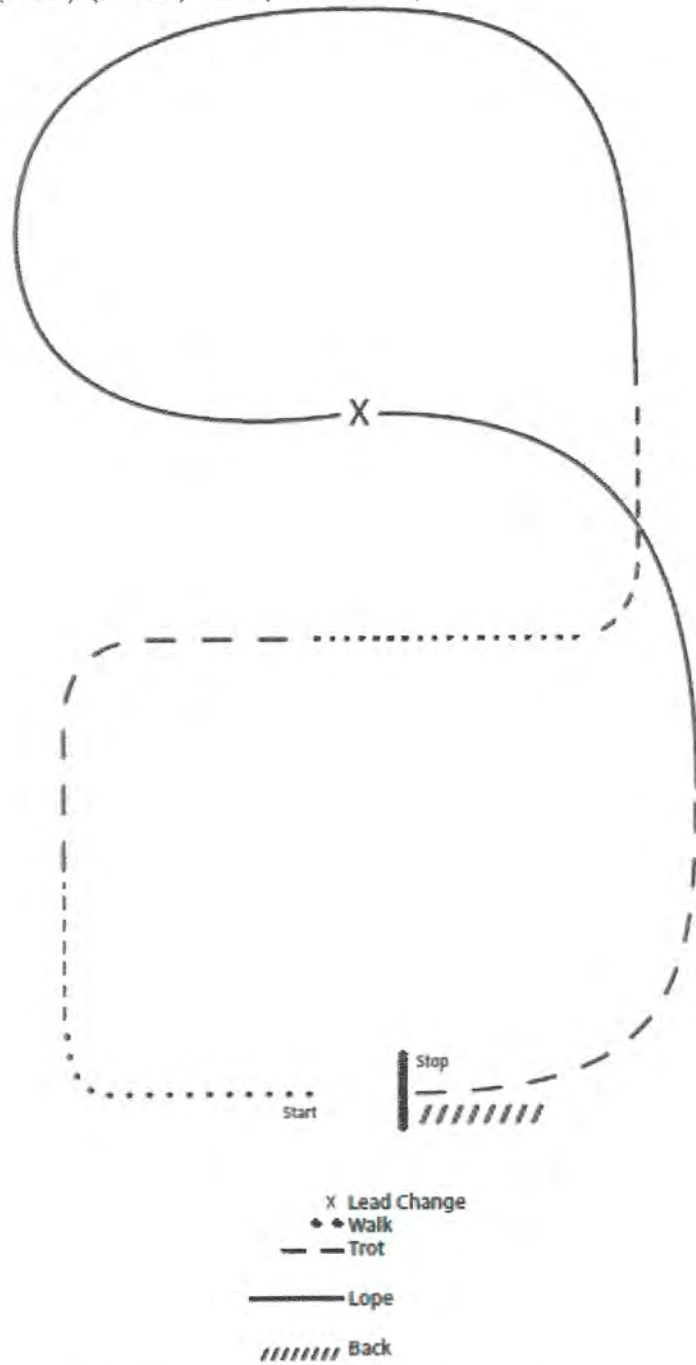
359. Pattern C – Level I and II Ranch Riding
(DC 4-H Walk Trot Novice 8-18)



- x Lead Change
- • Walk
- - Trot
- Lope
- //// Back

1. Walk to the left around corner of the arena
2. Trot alongside of the arena and around the corner to center
3. Walk
4. Trot
5. Stop and Back

359. Pattern C – Level I and II Ranch Riding
 (8-13) (14-18) and (19 & Over)



1. Walk to the left around corner of the arena
2. Trot alongside of the arena and around the corner to center
3. Walk
4. Trot
5. Lope left lead
6. Simple lead change (Simple or Flying Lead Change)
7. Lope on right lead
8. Trot
9. Stop and back